


'67 COWBOYS



Davis

W. P. Davis

10430 Joannia Drive
Dallas, Texas 75228

Eastern Conference Champions



FINGER TIP INFORMATION

Office Address—6116 North Central Expressway, Dallas, Tex. 75206
 Office Telephone—EMerson 9-3211 (Area Code 214)
 Home Field—Cotton Bowl (Capacity: 75,504)
 Colors—Royal Blue, Metallic Blue, and White

TICKET INFORMATION

Reserved Seats — \$6.00
 General Admission — \$4.00
 Student Tickets — \$1.00

COWBOY TICKET OUTLETS

ALL JAMES K. WILSON STORES (1515 Main St., Downtown, Big Town Shopping Center, Highland Park Village, Northpark, Wynnewood Village, Gus Roos).

ALL REYNOLDS-PENLAND STORES (Casa Linda Plaza, 1526 Main St. Downtown, Preston Center).

DALLAS COWBOY OFFICE, 6116 N. Central Expressway.
Fort Worth — Central Ticket Agency in Texas Hotel Lobby.

Irving, Arlington, Carrollton—Vandergriff Chevrolet.

Richardson — Sun Rexall Drugs.

INDEX

COWBOYS

Attendance	86
Championship Game, 1966	70-71
Coaches	4-7
Draft List (1961-67)	42-44
Directory	2
History (Team)	45-47
History (Roster)	39
Honors; Cowboys	88
Opponents, 1967	51-61
Management	3
Players	
Biographies	10-38
Roster, All-Time	40-41
Roster, '67	Center-Spread
Source, Colleges	41
Pre-Season Results	87
Records	75-84
Results, By Year	85-86
Results, 1966	62-68
Road Itinerary	50

Schedule, 1967	1
Statistics, 1966	68-69
Statistical History	72
Statistical Leaders By Years	73-74
Television & Radio	47
Training Camp Data	1
N.F.L.	
Alignment, 1967	41
All-League Team, 1966	89
All-Star Results	96
Championship Game	96
Draft, No. 1 Choices	44
NFL-AFL Championship Game	96
Playoff Bowl	96
Pro Bowl	96
Results, 1966	Inside Back Cover
Schedule, 1967	Back Cover
Statistical Leaders, 66	90-91
Statistical Leaders, By Year	92-95
Standings, 1966	Inside Back Cover

NFL PHONE NUMBERS

Falcons — (404) 688-8684	Packers — (414) 494-2351	Eagles — (215) EV 2-5000
Colts — (301) 685-6400	Rams — (213) WE 3-8291	Steelers — (412) 391-1200
Bears — (312) DE 2-5400	Vikings — (612) 866-3601	Cardinals — (314) GA 1-0777
Browns — (216) TO 1-3400	Saints — (504) 524-1368	49ers — (415) PR 1-1149
Lions — (313) 965-6644	Giants — (212) JU 2-7272	Redskins — (202) 296-1456
League Office — (212) JU 2-5265)		

1967 Schedule

PRE-SEASON GAMES

DATE	OPPONENT	SITE	TIME LOCAL (DALLAS)
Saturday, Aug. 12	—vs. Los Angeles	at Los Angeles	8:05 PDT (10:05)
Sunday, Aug. 20	—vs. San Francisco	at San Francisco	1:05 PDT (3:05)
Monday, Aug. 28	—vs. Green Bay	at Dallas	8:35 CDT (8:35)
Saturday, Sept. 2	—vs. *Houston	at Houston	8:05 CDT (8:05)
Saturday, Sept. 9	—vs. Baltimore	at Dallas	8:05 CDT (8:05)

LEAGUE GAMES

Sunday, Sept. 17	—Cleveland	at Cleveland	1:35 EDT (12:35)
Sunday, Sept. 24	—New York	at Dallas	1:35 CDT (1:35)
Sunday, Oct. 1	—Los Angeles	at Dallas	1:35 CDT (1:35)
Sunday, Oct. 8	—Washington	at Washington	1:35 EDT (12:35)
Sunday, Oct. 15	—New Orleans	at Dallas	1:35 CDT (1:35)
Sunday, Oct. 22	—Pittsburgh	at Pittsburgh	1:35 EDT (12:35)
Sunday, Oct. 29	—Philadelphia	at Philadelphia	1:35 EDT (12:35)
Sunday, Nov. 5	—Atlanta	at Dallas	1:35 CDT (1:35)
Sunday, Nov. 12	—New Orleans	at New Orleans	1:35 CST (1:35)
Sunday, Nov. 19	—Washington	at Dallas	3:05 CST (3:05)
Thursday, Nov. 23	—St. Louis	at Dallas	5:05 CST (5:05)
Sunday, Dec. 3	—Baltimore	at Baltimore	2:05 EST (1:05)
Sunday, Dec. 10	—Philadelphia	at Dallas	1:05 CST (1:05)
Saturday, Dec. 16	—San Francisco	at San Francisco	1:05 PST (3:05)

*Houston will be the first and only scheduled competition for the Cowboys against an AFL club this season. For information on the Oilers contact Jim McLemore, APC Building, 6910 Fannin, P.O. Box 1516, Houston, Texas 77001. Phone AC 713/RI 8-2780.

1967 TRAINING CAMP DATA

LOCATION:	California Lutheran College, Mountclef Village, Thousand Oaks, California.
REPORTING DATES:	Rookies report on July 12. Veterans report on July 21. After Aug. 20, at home in Dallas.
PHONE NUMBERS:	July 12 to August 20—Thousand Oaks, California Tex Schramm (805) 495-0417 Al Ward (805) 497-1305 Curt Mosher (805) 495-0418 Tom Hardin (805) 497-1300 Gil Brandt (805) 497-1310 Tom Landry (805) 497-1314 School Switchboard (805) 495-2181
TWX NO.:	910-336-1267

DALLAS COWBOYS CLUB DIRECTORY

CLINT W. MURCHISON, JR.	Chairman of Board
TEXAS E. SCHRAMM (EM 3-6665)	President & General Manager
AL WARD (DI 8-5599)	Assistant General Manager
CURT MOSHER (AD 1-2916)	Director Public Relations
TOM HARDIN (LA 1-1090)	Business Manager
KAY LANG (TA 3-7849)	Ticket Manager
JIMMIE PARKER (EM 1-4068)	Administrative Asst.
GIL BRANDT (FL2-6611)	Player Scouting Director
BOB GRIFFIN (BR 9-3717)	Assistant Scouting Director
BUCKO KILROY, RED HICKEY, DICK MANSPERGER	Player Scouts
DON COCHREN (AD 1-2403)	Trainer
LARRY GARDNER (FL 1-6376)	Trainer
JACK ESKRIDGE (AD 5-1474)	Equipment Manager
MRS. DEE BROCK	Cheerleader Director
JIM SKINNER	Halftime Entertainment
DR. MARVIN P. KNIGHT	Team Physician
DR. JAMES M. GARVEY	Team Physician
DR. RONALD F. GARVEY	Team Physician

COACHING STAFF

Tom Landry, Head Coach	
Ermal Allen, Offensive Backfield	Dick Nolan, Defensive Coach
Jim Myers, Offensive Line	Ernie Stautner, Defensive Line
Jerry Tubbs, Linebackers	

BOARD OF DIRECTORS

Sen. Clinton P. Anderson	Clint W. Murchison, Jr.
Amon Carter, Jr.	Texas E. Schramm
Leo F. Corrigan, Jr.	Field Scovell
Sen. J. Howard Edmondson	Max Thomas
W. R. Hawn	Robert F. Thompson
James J. Ling	T. L. Wynne, Jr.
Paul Middleton	



MURCHISON

THE MANAGEMENT



SCHRAMM

The Dallas Cowboys are owned by a former 130-pound halfback for Massachusetts Institute of Technology.

The Cowboys are run by a former sports writer.

This combination has, while nursing along an expansion team until it became a division champion, proved to be a most effective combination.

The ex-halfback is Clint Murchison, Jr., the wealthy Dallas businessman, who, until a year ago, served as president of the club. He is still chairman of the board.

Texas E. Schramm is the former sportswriter who served as vice-president and general manager until being named president last year.

There are few better qualified club presidents than the California native, who has become recognized as one of the most progressive administrators in professional sports.

Schramm holds a BA degree in Journalism from the University of Texas, acquired between 1939 and 1947 with timeout for a four-year hitch in the Air Transport Command where he made Captain.

While still in school, Schramm was a member of the sports staff of the Austin American Statesman and later sports editor.

In 1947 he joined the Los Angeles Rams as publicity director, and in a 10-year career there, rose to general manager.


He left the Rams to join Columbia Broadcasting System as Assistant Director of Sports in 1957 and was there until summoned by Murchison and Bedford Wynne to guide the Cowboys.

One of his major assets is to be a sound judge of men. It was Schramm who brought Pete Rozelle into pro football as publicity man for the Rams.

Aside from the development of the Cowboys, perhaps his major achievements have been his work with scouting systems, both with the Rams and Cowboys, and the merger of the NFL and AFL.

It was Schramm and Lamar Hunt, owner of the Kansas City Chiefs, who handled all of the preliminary negotiations for the merger.

THE COACH



Tom Landry is a Texan who has managed to be in his native state while achieving some of his most noticeable successes.

Born in Mission, Texas, in 1924, Landry was an all-regional high school fullback there prior to enrolling at the University of Texas in the fall of 1942.

And last season, again in Texas, he reached another peak. He was the consensus coach of the year for the National Football League while leading his Cowboys to the Eastern Division championship and a narrow miss in the championship game with Green Bay.

He has not limited himself to success in Texas, however, having displayed his skills in such places as England and New York.

It was in England where he earned his wings as a B-17 pilot while flying 30 missions with the Eighth Air Force.

And it was in New York, where, in a 10-year career with the New York Giants, he not only was an all-pro defensive back, but also first became recognized as a genius at coaching defensive football.

Landry's first stay at Texas was short. After only one semester he entered the air force.

After his discharge in November of 1945, Landry returned to the University of Texas and played football three years. His stay there was marked by some of the strongest teams in Texas' history. He

was co-captain his senior year and second team All-Southwest Conference his junior year. Landry was a mainstay on the Longhorn teams which whipped Alabama in the 1948 Sugar Bowl, 27-7 and then Georgia in the 1949 Orange Bowl, 41-28.

In 1949 Landry joined the old New York Yankees, playing half-back, both offensively and defensively. When the two leagues merged in 1950, Landry began his long association with the Giants and began building the solid reputation he holds today.

He was an active player from 1950 through 1953 and player-coach in 1954 and 1955, handling the Giants' defense. As a player, he was a defensive halfback in Steve Owens' famed umbrella pass defense, and he played it well enough to be named to the All-Pro defensive team in 1954. In 1956, he retired as a player and became the full-time defensive coach.

The Giants enjoyed some of their greatest successes during Landry's stay with them. They lost a playoff to Cleveland in 1950 for the Eastern Division championship. In 1956, Landry's first year as a full-time coach, the Giants won the world championship in a 47-7 rout over the Chicago Bears. They won the division title in 1958 and 1959, after which Giant head coach, Jim Lee Howell called Landry "the best defensive coach in the business".

Among the many defensive records the Giants set during Landry's stay with them are these NFL firsts: recovered 27 of 48 opponents' fumbles in 1950; intercepted 41 passes in 1951. During Landry's tenure as full-time defensive coach, the Giants fashioned a 33-14-1 record in regular league play, never finishing worse than third in their division.

Before moving here, he lived in Houston during the off-season. Landry received an industrial engineering degree from University of Houston in 1952 and was employed there as an engineer.

Landry enters his 19th professional football season this year and the way his contract reads, he'll still be with the Cowboys when he enters his 26th season. On February 5, 1964, Cowboys' owner, Clint Murchison announced he had signed Landry to a contract running through the 1974 season. It was the longest contract in the history of pro sports, as well as newsmen could determine.

"It's in line with my philosophy that when you get a good man you want to hold on to him," Murchison explained.

The wisdom of Murchison's decision was borne out during 1966 when the Cowboys stormed to the Eastern Division title and emerged as the talk of the football world with their multiple offense.

There was one other major accomplishment for Landry in his home state.

It was at TU he met his wife, Alicia, and they were married in January, 1949, four months before he received a bachelor of business administration degree. They have three children, Tom, Jr., Kitty and Lisa. Young Tom is attending Duke on a football scholarship.

THE ASSISTANTS

ERMAL ALLEN Offensive Backfield Coach

Ermal Allen joined the Cowboys in 1962 after 14 years as a coach at his alma mater, Kentucky, and in his first Dallas season the Cowboys ranked second in the NFL in total offense, touchdowns and points scored.

He quarterbacked the Wildcats in his undergraduate days ('39-'41) and was a member of the Fort Benning and Army All-Star teams during World War II and a defensive back with the Cleveland Browns in 1947.

Returning to Kentucky, he worked under Bear Bryant from 1948 through 1953 and under Blanton Collier from 1954 through 1961.

Allen, 46, earned three letters each in football, basketball and golf in college and is a top amateur golfer. Allen and his wife Allie, are grandparents, thanks to their son Ken, a former halfback at Georgia Tech. They have two other children, Ann, a recent graduate of Kentucky, and Amy, 12.

JIM MYERS Offensive Line Coach

A long-time coach in the collegiate ranks, Myers joined the Cowboys in 1962 after four years as head coach and athletic director at Texas A&M.

He was an assistant coach at Wofford College, Vanderbilt and UCLA and head coach at Iowa State before going to Texas A&M.

The 44-year-old Myers played his college ball at Tennessee ('41-'42 and '46) and Duke ('43). While at Duke in the Marine V-12 program, he was named All-Southern Conference guard.

Jim and his wife, Carolyn, have three daughters and two grandchildren. Their oldest daughter is Mrs. Harrison Jones. Kathy, 18, and Carol, 17, are still at home.

DICK NOLAN Defensive Coach

Nolan joined the Cowboys as a player-coach in 1962, retiring as a player the following season to limit himself to coaching.

The 35-year-old Maryland product was reunited with Landry that year. They were teammates in 1954 and '55 when Landry was a player-coach for the New York Giants. Nolan was also Landry's pupil in 1956, '57 and '59 when the latter was full-time defensive coach. Nolan was with the Chicago Cardinals in 1958, returning to the Giants for the three following seasons.

A native of White Plains, N.Y., Dick and his wife Ann have six children—Richard Jr., 12; Nancy, 11; Michael, 8; Kelly, 7; Lisbeth, 5; and an infant son, Jimmy.



ALLEN



MYERS



NOLAN



STAUTNER



TUBBS

ERNIE STAUTNER **Defensive Line Coach**

Ernie Stautner joined the Cowboys staff last year after a season with the Washington Redskins, preceded by two years as player-coach with the Pittsburgh Steelers.

One of the most honored and popular interior linemen of modern times in the NFL, Stautner begins his 18th year in the league. He played 15 years with the Steelers as a 235-pound defensive tackle and played in nine Pro Bowl games. He was All-Pro in 1958 and '59 and, along with former roommate Bobby Layne, is something of a legend in Pittsburgh.

Stautner played four seasons with Boston College after completing a 1943-46 hitch with the Marines.

He and his wife, Helen, have three children: Joseph Robert, 12; Teresa Anne, 10; Carol Anne, 6.

JERRY TUBBS **Linebackers Coach**

Jerry moves into the full time coaching job well prepared. The 32-year-old Breckenridge, Texas, native wound up his active days last year as a player-coach, capping 10 years as a pro after an outstanding collegiate career at Oklahoma.

Tubbs was a three-year regular for Bud Wilkinson and the recipient of the Walter Camp Award as the nation's outstanding player following his senior season in 1956. He was drafted No. 1 by the Chicago Cardinals, but traded a year later to San Francisco. He was one of the 36 original Cowboys and played as a regular for six seasons, making All-Pro in 1962.

Jerry and his wife, Marlene, have two children, Alan, 9, and Kayla Lynn 4. They live in Richardson.

GIL BRANDT — Player Scouting Director

A native of Milwaukee, Gil Brandt is a 33-year-old who has managed to crowd a maximum of experience into a few years.

This is his 13th season of professional football talent hunting, his ninth year at it on a full-time basis.

After his graduation from the University of Wisconsin in 1954, Gil scouted on a part-time basis for the Los Angeles Rams from 1955 through '57.

Under Brandt's direction, the Cowboys have topped all pro clubs in the signing of free agents who made the grade.

He is married to the former Joan Wettergreen of Marion, Ohio.

DON COCHREN — Trainer

Don Cochren joined the Cowboys in June 1965 after one year as head trainer at the University of New Hampshire.

A graduate of Purdue University who gained his physical therapy certificate from Pennsylvania, the 35-year-old Cochren spent two years as trainer at Case Institute in Cleveland and four years as trainer of the Toronto Argonauts of the Canadian football league. He also spent two years as a physical therapy officer in the Air Force.

Don and his wife, Imogene, have three children, Diana, Mickey and David.

LARRY GARDNER — Trainer

Almost a native Texan, Larry Gardner was born and reared in Louisiana and graduated from McNeese State in 1961. The 28-year-old, who joined the Cowboys staff in June of 1965, graduated from the Hermann Hospital School of Physical Therapy at the Texas Medical Center in Houston in 1962.

He spent two years at the University of California, with time out for a six-month tour of duty in the Army, before becoming football trainer at Stanford University in 1964.

Gardner was born in Lake Charles, La., and attended school in Sulphur, La. He is married to the former Carol Burden. They have an infant daughter, Mimi Carol.

JACK ESKRIDGE — Equipment Manager

A basketball player who holds one Kansas University scoring record that even Wilt Chamberlain never bettered, Jack Eskridge has been in most every phase of athletics since graduating from high school in Independence, Mo.

The 41-year-old Kansas City, Kan., native played pro basketball for two seasons (1949-50) with the Chicago Stags and Indianapolis Jets of the NBA, after playing at Kansas in 1946-47-48. He also coached five years in Iowa and Kansas high schools and five years at Kansas University. He joined the Cowboys for their first season in 1960.

Eskridge's KU basketball record: He scored 30 points in a half.



THE PLAYERS

ANDRIE, GEORGE

Ht: 6-7

Wt: 250

Defensive End

Born: 4-20-40

Marquette

6th Year (D-6 for '62)

PRO: Had exceptionally good year rushing passer . . . played in Pro Bowl for second straight time . . . steady, has become well-rounded defensive player with savvy to analyze opponents well . . . tough and courageous, playing some last season with cracked rib . . . good team man . . . became regular in rookie season of '62 and made all-Rookie team . . . strong and quick with 5.2 speed.

COLLEGE: Missed his entire senior season when Marquette dropped organized football, yet the Cowboys took him in 6th round . . . Played end in college under Coaches Lisle Blackburn and John Druze . . . weighed 247 as collegian.

PERSONAL: Native of Grand Rapids, Mich., where he attended Catholic Central . . . married Mary Lou Lorscheider of Waukesha, Wis. . . . They have two boys—George, 3, and Michael, 2 . . . lives in Dallas where he is salesman for Phil-Ross Real Estate.

COWBOYS RECORDS

Opponents' Fumble Recoveries

Year	No.	Yds.	Avg.	Long	TD
1962	2	0	0.0	0	0
1963	2	0	0.0	0	0
1964	0	—	—	—	—
1965	2	0	0.0	0	1
1966	1	0	0.0	0	0
TOTALS	7	0	0.0	0	1

Interceptions

Year	No.	Yds.	Avg.	Long	TD
1966	1	6	6.0	6	1

BAYNHAM, CRAIG

Ht: 6-2

Wt: 202

Flanker

Born: 7-24-44

Georgia Tech

First Year (D-12 for '66)

All-time sprint king at Georgia Tech with 9.6 . . . caught 30 passes and set school record of seven touchdown catches as junior . . . two-year regular at wingback . . . track captain and student leader . . . played in both Gator and Orange Bowls . . . active in Campus Crusade for Christ . . . drafted as future . . . has 4.75 speed . . . married to former Marti Smith . . . has one son, Wade, 1.

**ANDRIE****BAYNHAM****BOEKE****CLARK, P.****CLARKE, F.****BOEKE, JIM****Tackle****Heidelberg****Ht: 6-6****Wt: 260****Born: 9-11-38****8th Year (D-19 for '60)**

PRO: Among fastest (5.0) linemen . . . took advantage of injury situation in late '64 to nab starting berth and hasn't been dislodged since . . . excels as open field cut blocker and may be best in NFL in that area . . . also does fine job on pass protection and club's effectiveness declined here during four-game stretch he missed with torn cartilage . . . dedicated and tough, showed willingness to play when injured . . . acquired from Rams for then rookie fullback Les Josephson, who had been signed as a free agent.

COLLEGE: Received Little All-America mention at Heidelberg in Ohio Conference. As college soph, at 210 pounds, he ran 51.9 quarter.

PERSONAL: Was born in Cuyahoga Falls, Ohio, where he attended high school . . . Married, he practice teaches in the Los Angeles area, his off-season home . . . Has had bit parts in movies and TV, in '66 was bodyguard for teen-idol Ricky Nelson on three-week tour of Japan.

BOWEN, EUGENE**Running Back****Tennessee A&I****Ht: 5-8****Wt: 210****Born: 1-8-45****First Year (D-10 for '67)**

Fighting height problem, but has tough darting style . . . played regularly for four years for team which hasn't lost for 22 games . . . has 4.8 speed . . . gained 1670 yards during collegiate career.

CLARK, PHIL**Defensive Back****Northwestern****Ht: 6-2****Wt: 207****Born: 4-28-45****First Year (D-3 for '67)**

Fastest man on Northwestern team, has clocked 4.7 . . . strong enough to have played roving linebacker as junior . . . All-Big Ten and second team All-America . . . Had three interceptions senior year . . . always drew toughest man and did as good a job in bottling up Notre Dame's Jim Seymour as anybody . . . played in East-West game and Hula bowl.

CLARKE, FRANK**End****Colorado****Ht: 6-1****Wt: 210****Born: 2-7-34****11th Year (D-6 for '57)**

PRO: The one remaining active of the original 36 stocked by NFL in 1960, Clarke spent 10th season in league dividing time with Pettis Norman at tight end . . . bagged 26 passes for 355 yards . . . played for Bob Hayes on all goal line and short yardage situations . . . deep threat with 4.8 speed . . . holds club season record with 65 catches in '64 . . . dedicated team man with good hands and excellent moves for tight end.

COLLEGE: A receiving specialist under Dal Ward at Colorado, Clarke in 1956 caught the bombs that put Colorado in Orange Bowl. Trailing Missouri, 0-13, and needing a tie or victory to clinch Orange Bowl berth, Colorado sent Clarke on deep receiving routes and hit him for two second half TDs.

PERSONAL: Native of Beloit, Wisconsin, where he played school-boy sports and made all-state teams in football and track (49.9 in 440) . . . Married former Sandra Blake of Rockford, Illinois, and they have three children . . . Clarke lives in Dallas, works for Federal Housing Authority.

COWBOYS RECORDS

Year		Att.		Comp.		Yds.		Pct.		Int.		Avg. Gn.		TD			
1964		1		0		0		0.0		0		0.0		0			
Opponents'		Fumble		Recoveries						Receiving							
Year	No.	Yds.	Avg.	Long	TD	Year	No.	Yds.	Avg.	Long	TD	Year	No.	Yds.	Avg.	Long	TD
1961	1	0	0.0	0	0	1960	9	290	32.2	76	3	1961	41	919	22.4	80	9
						1962	47	1043	22.2	66	14	1963	43	833	19.4	75	10
						1964	65	973	15.0	49	5	1965	41	682	16.6	53	4
						1966	26	355	13.7	33	4	TOTALS	272	5095	18.7	80	49

COLVIN, JIM (ROCKY)**Defensive Tackle****Houston****Ht: 6-2****Wt: 250****Born: 11-30-37****8th Year (D-8 for '60)**

PRO: Cowboys ironman . . . has started 72 consecutive NFL league games, and has played in 96 straight . . . played last season despite being somewhat off form from surgery for ligaments and cartilages . . . injuries hampered normal 5.3 speed, but should regain it if hard work factor . . . good on pass rush and nifty at escaping blocks . . . a regular for Baltimore final two games of sophomore season ('61) and replaced Art Donovan in '62 . . . came to Cowboys in '64 in straight up swap for defensive tackle Guy Reese . . . agile, aggressive and polished.

COLLEGE: A three-year letterman tackle at Houston, Colvin as a 1959 senior was an All-Missouri Valley selection and made honorable mention All-America . . . was chosen for the Senior Bowl . . . played at 6-2, 230 as collegian and majored in physical education.



COLVIN



CONNELLY



DANIELS



DENNY



DIAL

PERSONAL: Born in Monohans, Texas, but grew up in Orange, where he was standout schoolboy lineman . . . married the former Judy Willis of Council Bluffs, Iowa, last December . . . lives in Dallas during off-season.

COWBOY RECORDS
Opponents' Fumble Recoveries

Year	No.	Yds.	Avg.	Long	TD
1966	2	0	0.0	0	0

CONNELLY, MIKE

Ht: 6-3 Wt: 248

Guard-Center

Born: 1-16-35

Utah State

7th Year (D-12 for '60)

PRO: Former regular who had center job for four seasons, now one of top back up men at two positions . . . excellent (5.0) speed utilized on specialty teams . . . dedicated and physically strong . . . works on weights . . . good team man . . . one of original Cowboys, joined club after Rams released him.

COLLEGE: Started with Washington State, then after hitch in Marines, went to Utah State where he played center and linebacker and was team captain in '59 . . . All-Skyline honors in '58 and '59, and All-America mention in 1959.

PERSONAL: Born in Monrovia, Calif. . . . grew up in Pasadena where he was standout football and baseball player . . . Married the former Ann Meisenhimer of Pomona, Calif. . . . they have a boy, Greg, 5, and a girl, Lynne, 2 . . . lives in Dallas and works as stock broker.

DANIELS, DICK

Ht: 5-9 Wt: 180

Defensive Back

Born: 10-19-44

Pacific U. (Oregon)

2nd Year (FA for '66)

PRO: Active early in rookie season and re-activated in last couple of games . . . spent interim on taxi squad . . . boasts super speed (4.55) and is a tough hitter . . . coachable youngster who could prove valuable back-up man.

COLLEGE: Was two-year All-Northwest Conference halfback choice at Pacific and made the All-District NAIA team . . . Majored in P.E.

PERSONAL: Native of Portland, Oregon . . . Single . . . Resides in Portland in off-season.

DENNEY, AUSTIN **Tight End** **Tennessee**
Ht: 6-2 **Wt: 229** **Born: 1-2-44** **First Year (D-11 for '66)**

Clutch receiver for Gator Bowl champion Tennessee . . . all-American set school receiving record with seven touchdowns senior season, and added one more in Gator Bowl . . . had 21 for 264 yards final season . . . captained Vols . . . has good hands and 4.8 speed.

DETERS, HAROLD **Kicker** **North Carolina State**
Ht: 6-0 **Wt: 200** **Born: 1-16-44** **First Year (D-12 for '67)**

Established five Atlantic Coast field goal records during career . . . hit 21 of 42 for career and 10 of 21 during senior season, including successful shots from 49, 47, 44, 44 and 41 yards . . . has hit 55-yarder in practice . . . didn't miss extra point in two seasons . . . married . . . Pennsylvania native.

DIAL, BUDDY **Flanker** **Rice**
Ht: 6-1 **Wt: 185** **Born: 1-17-37** **9th Year (D-2 for '59)**

PRO: Back up man to Pete Gent, but led receivers in smallest percentage of passes missed . . . terrific quickness and one of best "one-on-one" men in league . . . had great seasons with Pittsburgh after being cut by New York in '59 despite being 2nd draft pick . . . came to Cowboys for draft rights to No. 1 draftee Scott Appleton (Texas tackle) prior to '64 season . . . injury and subsequent surgery shelved him most of '64 season . . . capable of having big campaign.

COLLEGE: All-America at Rice, Dial played double-duty at end, made his rep as one of SWC's all-time great long receivers . . . Led SWC in receiving as junior in 1957 (21 catches).

PERSONAL: Born in Ponca City, Okla., and raised in Magnolia, Tex., where he was all-state end and versatile athlete . . . married Janice Howell of Houston and they have three children—Darren, 6, and Kevin, 4 and Sherri, 7 months . . . they live in Dallas where Buddy does public relations work for Allied Chemical and is part owner of Dial-Reynolds Car Leasing Co. . . he is also an excellent singer, has cut an album of religious-folk music; and a record "Baby."

COWBOYS RECORDS

Year	No.	Pass Receiving			
		Yds.	Avg.	Long	TD
1964	11	178	17.1	41	0
1965	17	283	16.7	46	1
1966	14	252	18.0	39	1
TOTALS	42	713	17.0	46	2



DONOHUE



EDWARDS



GAECHTER



GARRISON



GENT

DONOHUE, LEON

Ht: 6-4

Wt: 245

Guard

Born: 3-25-39

San Jose State

6th Year (D-9 for '62)

PRO: Sound fundamentalist who reeks with consistency . . . strong on pass protection . . . overcame lack of blazing speed and quickness with big helpings of effort and desire to excel in his job . . . had been two-year regular with 49ers when Cowboys gave up third round draft choice to land him in just prior to '65 season . . . has good upper body strength.

COLLEGE: Played end and tackle at San Jose State and was named school's outstanding lineman as senior . . . played for Coach Bob Titchenal, former 49er . . . captained team.

PERSONAL: Was born in Star City, Ark., but grew up in San Jose, Calif., where he was all-city in both basketball and football . . . has four brothers, two sisters . . . married Judy Metcalf, his high school sweetheart on March 19, 1960, and they have three girls—Kerry, born Oct. 19, 1961; Lindy, born Jan. 16, 1963; and Janie, born Nov. 20, 1965 . . . teaches during the off-season in San Jose, Calif.

EDWARDS, DAVE

Ht: 6-1

Wt: 228

Linebacker

Born: 12-14-39

Auburn

5th Year (FA for '62)

PRO: Established two-year regular . . . well disciplined and makes few mistakes . . . smart player . . . strong and fast with 5.0 speed . . . outside starter, but also serves as back-up man for Lee Roy Jordan in middle . . . unheralded free agent who missed on first try as offensive player . . . held on reserve list and made it on defense the following year.

COLLEGE: All-SEC end at Auburn in '61 . . . Played under Ralph Jordan . . . Degree in PE.

PERSONAL: Born in Columbia, Ala., grew up in Abbeville, Ala. . . married Gail Toomey of Miami, Fla., in 1967 . . . lives in Dallas in off-season.

COWBOYS RECORDS

Opponents' Fumble Recoveries						Pass Interceptions					
Year	No.	Yds.	Avg.	Long	TD	Year	No.	Yds.	Avg.	Long	TD
1963	1	0	0.0	0	0	1963	1	17	17.0	17	0
1964	0	—	—	—	—	1964	1	1	1.0	1	0
1965	2	0	0.0	0	0	1965	2	0	0.0	0	0
1966	2	23	11.5	19	0	1966	1	12	12.0	12	0
TOTALS	5	23	4.6	19	0	TOTALS	5	30	6.0	17	0

Field Goal Attempt Returns

Year	No.	Yds.	Avg.	Long	TD
1965	1	0	0.0	0	0

GAECHTER, MIKE

Safety

Oregon

Ht: 6-0

Wt: 190

Born: 1-9-40

6th Year (FA for '62)

PRO: Came through last season, regaining starting safety berth after playing as reserve much of 1965 . . . starter in '63 and '64 after breaking in as free agent in 1962 with five interceptions as rookie . . . few tougher . . . missed only few plays with dislocated finger . . . terrific speed, having clocked 4.55 . . . overcame early tendency to go for fakes . . . intelligent with firm grasp of assignments . . . outstanding at pressuring place kickers.

COLLEGE: Lettered only as a senior at Oregon, where he was more noted as trackman . . . won "Most Improved Player" award as senior halfback . . . in track was a 9.5 sprinter and 14.1 high hurdler . . . ran leg on 40.0 flat sprint relay team and played role for NCAA championship track team of '62 . . . majored in education.

PERSONAL: Born in Santa Monica, Calif., but grew up in Lancaster, Calif., where he was 150-pound halfback and track standout . . . married the former Barbara Clarke of Columbia, S. Carolina . . . lives in Dallas and works for Dallas Chemical Company.

COWBOYS RECORDS

Pass Interceptions

Year	No.	Yds.	Avg.	Long	TD
1962	5	136	27.2	100	1
1963	3	140	46.7	86	0
1964	0	—	—	—	—
1965	2	21	10.5	19	0
1966	3	28	9.3	23	0
TOTALS	13	325	25.0	100	1

Punt Returns

Year	No.	Yds.	Avg.	Long	TD
1962	7	32	4.5	15	0
1963	2	2	1.0	2	0
1964	5	24	4.8	16	0
1965	0	—	—	—	—
1966	—	—	—	—	—
TOTALS	14	58	4.1	16	0

Kickoff Returns

Year	No.	Yds.	Avg.	Long	TD
1962	1	16	16.0	16	0
1963	0	—	—	—	—
1964	1	31	31.0	31	0
1965	0	—	—	—	—
1966	—	—	—	—	—
TOTALS	2	47	23.5	31	0

Opponents' Fumble Recoveries

Year	No.	Yds.	Avg.	Long	TD
1962	0	—	—	—	—
1963	1	0	0.0	0	0
1964	0	—	—	—	—
1965	1	0	0.0	0	0
1966	1	0	0.0	0	0
TOTALS	3	0	0.0	0	0

Field Goal Attempt Returns

Year	No.	Yds.	Avg.	Long	TD
1965	2	60	30.0	60	1
1966	0	—	—	—	—
TOTALS	2	60	30.0	60	1

GARRISON, WALT

Running Back

Oklahoma State

Ht: 6-0

Wt: 205

Born: 7-23-44

2nd Year (D-6 for '66)

PRO: Impressive rookie last season despite missing training camp for All-Star game . . . aggressive . . . led both kickoff and punt teams in tackles . . . has 4.8 speed and strength . . . agility and balance make him threat for distance . . . performed well in offensive test against Detroit in pre-season game . . . bright future.



GREEN



HAYES, B.



HAYS, H.



HOWLEY



JOHNSON

COLLEGE: All-time star at Oklahoma State . . . two-time all-Big Eight selection . . . rushed for 730 yards as junior and 924 as senior, including 121 against unbeaten Nebraska and 173 against Kansas State . . . played in East-West and Senior Bowl games.

PERSONAL: A native Texan from Lewisville, Walt had busy off season . . . served military duty in New Jersey and Ft. Lewis, Wash., and married Dallasite Pam Phillips . . . animal science major . . . enjoys rodeoing for hobby.

COWBOYS RECORDS

Year	Receiving					Year	Rushing				
	No.	Yds.	Avg.	Long	TD		No.	Yds.	Avg.	Long	TD
1966	2	18	9.0	17	0	1966	16	62	3.9	13	1

Kickoff Returns					
Year	No.	Yds.	Avg.	Long	TD
1966	20	445	22.3	35	0

GENT, PETE

Ht: 6-4

Wt: 205

Flanker

Born: 8-23-42

Michigan State

4th Year (FA for '64)

PRO: Great morale man . . . continues to develop strongly on field . . . almost doubled pass receptions with 27 (third high on club) for 474 yards . . . good target . . . moves well and runs good patterns . . . good hands . . . touch and among better blockers at position . . . originally tried as defensive back.

COLLEGE: Skipped football at Michigan State to concentrate on basketball, became second-leading scorer in Mich. State history . . . Made All-America his senior season — 1964.

PERSONAL: Native of Bangor, Mich., where he was all-state both in football (end) and basketball . . . single . . . Lives in Dallas and works during off-season as Account Executive with Tracy-Locke Advertising.

COWBOYS RECORDS

Year	No.	Receiving			Long	TD
		Yds.	Avg	Yds.		
1965	16	233	14.6	20	2	
1966	27	474	17.6	84	1	
TOTALS	43	707	16.4	84	3	

GREEN, CORNELL

Ht: 6-3

Wt: 205

Defensive Back

Born: 2-10-40

Utah State

6th Year (FA for '62)

PRO: One of the top two or three in the NFL . . . Cool, positive thinker with great confidence . . . cat-like quickness blends with 4.8 speed . . . commands respect for "big play" ability (In key game with Browns, the former basketballer bounded into end zone in final micro-second to knock pass away from Gary Collins and turn game) . . . All-Rookie as unheralded free agent in '62, played in Pro Bowl in '65 and '66 and earned All-Pro last year . . . Seven interceptions in '63, four last year . . . teams with Gaechter to provide strong threat for blocking place kicks.

COLLEGE: Skipped collegiate football to concentrate on basketball, averaging over 20 points a game in each of 3 seasons . . . basketball All-America selection in 1960, his soph season . . . 3-year All-Skyline Conference choice . . . studied business and social science.

PERSONAL: Born in Oklahoma City, he grew up in Richmond, Calif., where he was all-star cager . . . played football (fullback) only as a senior and made several all-star selections . . . one of five boys, a brother being major league baseballer Pumpsie Green . . . lives in Richmond, Calif. during off season . . . married former Betty Jones of Richmond, Calif., and they have two boys—Randy, 3; Ronnie, 5 months.

COWBOYS RECORDS

Year	Pass Interceptions				Long TD	Year	Opponents' Fumble Recoveries				
	No.	Yds.	Avg.				No.	Yds.	Avg.	Long TD	
1962	0	—	—	—	—	1962	0	—	—	—	
1963	7	211	30.1	55	0	1963	1	20	20.0	20	1
1964	0	—	—	—	—	1964	0	—	—	—	—
1965	3	49	16.3	43	0	1965	2	9	4.5	5	1
1966	4	88	22.0	41	1	1966	1	0	0.0	0	0
TOTALS	14	348	24.9	55	1	TOTALS	4	29	7.3	20	2

HAYES, BOB

Ht: 5-11

Wt: 185

End

Born: 10-20-42

Florida A&M

3rd Year (D-7 for '65)

PRO: Followed spectacular rookie season with spectacular sophomore year . . . one catch off club record with 64 for 1232 yards and 13 touchdowns . . . had 46 for 1003 and 12 TDs as rookie . . . despite making all-Pro, working hard on moves, routes and the studying of defenses . . . 9.1 century, runs football's 40 in 4.5 . . . good team man . . . eager to take on other chores, but too valuable . . . did return 17 punts for 106 yards.

COLLEGE: Mixed football with track at Florida A&M where he became famous as "World's Fastest Human", set world records in both 100-yard and 100-meter dashes . . . won 1964 Olympic 100 meters . . . drafted as future in '63, he signed after '64 Olympics, was named to College All-Star game.



JORDAN



LAUB



LILLY



LISCIO



LIVINGSTON

PERSONAL: Born in Jacksonville, Fla., where he grew up and played football (halfback) and track (best sprint time of 9.6) . . . one of three children . . . married former Altamease Martin of New Brunswick, New Jersey . . . National Guard during off-season in Ft. Bragg, N.C.

COWBOYS RECORDS

Rushing				
Year	No.	Yds.	Avg.	Long TD
1965	4	-8	-0.2	11 1
1966	5	-1	-1.0	-1 0
TOTALS	5	-9	-1.8	10 1

Punt Returns				
Year	No.	Yds.	Avg.	Long TD
1965	12	153	12.8	47 0
1966	17	106	6.2	18 0
TOTALS	29	259	8.9	47 0

Receiving				
Year	No.	Yds.	Avg.	Long TD
1965	46	1003	21.8	82 12
1966	64	1232	19.3	95 13
TOTALS	110	2235	20.3	95 25

Kickoff Returns				
Year	No.	Yds.	Avg.	Long TD
1965	17	450	26.5	66 0

HAYS, HAROLD

Ht: 6-2

Wt: 225

Linebacker

Born: 8-24-39

Mississippi Southern

5th Year (D-14 for '63)

PRO: Capable of being a regular . . . been serving as back-up man for four seasons . . . big hitter and hustler . . . good speed (5.0) adds to specialty teams . . . drafted as a future . . . always comes through in starting assignments.

COLLEGE: Three-year regular center-linebacker at Mississippi Southern at 217 pounds . . . Made Little All-America team as senior, when he captained team . . . majored in business.

PERSONAL: Born in Gulfport, Miss., but grew up in Hattiesburg, Miss., where he was center and defensive tackle standout . . . Married to former Lillian Gayden of Jackson . . . lives in Dallas.

HOWLEY, CHUCK

Ht: 6-2

Wt: 230

Linebacker

Born: 6-28-36

West Virginia

9th Year (D-1 for '58)

PRO: All-pro for second year . . . blessed with super quickness and agility, has 5.0 speed . . . quickness enables him to handle tough

one-on-one chores against pass receivers . . . defensive captain and Cowboys player representative . . . excels as open field tackler . . . Chicago Bears No. 1 draft choice for '58, came to Cowboys for second round draft selection in '61.

COLLEGE: Was a rarity of rarities — a five-sport letterman — at West Virginia, where as a junior in '56 he won letters in football, track, swimming, gymnastics and wrestling . . . Was a 10.1 sprinter in track and one-meter Southern Conference diving champ . . . 3-year All-Conf. as guard, center, and linebacker and All-America center in '57.

PERSONAL: Born in Wheeling, W. Va., and grew up in Warwood, where he was all-state fullback . . . Married childhood friend Nancy Welch in '58 . . . they have two children, 5-year-old Scott and 1-year-old Robin . . . is sales rep. for Scott Mfg. (Slacks, etc.) in Dallas.

COWBOYS RECORDS

Pass Interceptions					Opponents' Fumble Recoveries						
Year	No.	Yds.	Avg.	Long	TD	Year	No.	Yds.	Avg.	Long	TD
1961	1	5	5.0	5	0	1961	0	—	—	—	—
1962	2	33	16.5	21	0	1962	1	0	0.0	0	0
1963	2	3	1.5	3	0	1963	1	0	0.0	0	0
1964	2	27	13.5	21	0	1964	0	—	—	—	—
1965	0	—	—	—	—	1965	2	58	29.0	58	0
TOTALS	7	68	9.7	21	0	1966	1	97	97.0	97	1
						TOTALS	5	155	31.0	97	1

Punting					Punt Returns						
Year	No.	Yds.	Avg.	Long	Bk.	Year	No.	Yds.	Avg.	Long	TD
1964	1	37	37.0	37	0	1964	1	0	0.0	0	0
						1965	0	—	—	—	—
						1966	1	30	30.0	30	0
						TOTALS	2	30	15.0	30	0

JOHNSON, MIKE **Defensive Back** **Kansas**
Ht: 5-11 **Wt: 184** **Born: 10-7-43** **2nd Year (FA for '66)**

PRO: Swift and rugged, saw little duty in rookie season, but active all year . . . impressed coaches with great recovery speed . . . carries "great potential" tag . . . good learner who likes to hit . . . boasts 4.7 speed.

COLLEGE: Played with Gale Sayers at Kansas for Jack Mitchell . . . scored final two points to enable KU to defeat Oklahoma, 15-14 . . . tough two-way player in college.

PERSONAL: Born in Denver, Colo., but played high school ball at Garden City, Kan., and was much sought after prep . . . married to former Sharon Reed . . . majored in jewelry and design and dabbles in oil painting . . . spent summer in military at Ft. Lewis.

COWBOYS RECORDS

Opponents' Fumble Recoveries		Long		TD
Year	No.	Yds.	Avg.	TD
1966	1	0	0.0	0

JORDAN, LEE ROY**Linebacker****Alabama****Ht: 6-1****Wt: 225****Born: 4-27-41****5th Year (D-1 for '63)**

PRO: Top draft choice of two leagues in '63, Jordan took over middle for retiring Jerry Tubbs last year and was solid success . . . competitor and ball-hawk and can run 5.05 . . . tremendous football instinct . . . had shot at rookie of year honors in '53, but kidney ailment shelved him for six games.

COLLEGE: Named nation's outstanding lineman his senior year at Alabama . . . capped All-America season by making 31 tackles vs. Oklahoma in '63 Orange Bowl . . . went on to College All-Star game . . . Bear Bryant called him the best linebacker he had ever coached.

PERSONAL: Born in Excel, Ala., one of 7 children . . . grew up as Excel farmboy and excelled as high school fullback. . . married the former Mary Banks of Tuscaloosa and they have a 1-year old boy—David . . . lives in Dallas, and assists Cowboy coaches during off-season.

COWBOYS RECORDS

Year	Pass Interceptions				Year	Opponents' Fumble Recoveries			
	No.	Yds.	Avg.	Long TD		No.	Yds.	Avg.	Long TD
1963	3	41	13.6	23 0	1963	1	0	0.0	0 0
1964	1	3	3.0	3 0	1964	1	0	0.0	0 0
1965	0	—	—	—	1965	0	—	—	—
1966	1	49	49.0	49 1	1966	1	28	28.0	28 0
TOTALS	5	93	18.6	49 1	TOTALS	3	28	9.3	28 0

LAUB, STEVE**Quarterback****Illinois Wesleyan****Ht: 6-1****Wt: 185****Born: 6-4-45****First Year (D-8 for '67)**

Eleven letter man (four football and basketball and three baseball) . . . started three years in football . . . lifetime completion record of 56.7 per cent (282 of 497 for 4004 yards with 31 interceptions . . . strong arm with quick release . . . mathematics major from Auburn, Indiana.

LILLY, BOB**Defensive Tackle****TCU****Ht: 6-5****Wt: 260****Born: 7-26-39****7th Year (D-1 for '61)**

PRO: Headed for immortality, famed Purple Cloud of TCU days is regarded by Tom Landry as premier defensive lineman in NFL . . . all-Pro for third straight season . . . tremendous reflexes and co-ordination . . . super on pass rush, teaming with George Andrie against Pittsburgh last season to nail quarterback six times . . . in game against San Francisco two years back, leaped to block George Mira pass and in the same motion held on to it, rushing in 17 yards for the touchdown . . . draws double and triple blocks, but wades through, using exceptional hand-arm strength and quickness . . . has 5.3 speed . . . earned all-Rookie honors as defensive end in

'61 after being drafted No. 1 . . . moved to tackle midway in third year and was immediate hit.

COLLEGE: All-America tackle at TCU, where he was two-time all-SWC choice, with defense his specialty . . . played in College All-Star game . . . Abe Martin called him the best tackle he had coached . . . defensive range earned him "Purple Cloud" nickname at TCU.

PERSONAL: Born in Throckmorton, Texas, and lived there all his young life except as high school senior when the family moved to Pendleton, Oregon . . . Made all-state teams in both football (end) and basketball for Pendleton . . . married the former Katharine Waltman of Ft. Worth and they have three children—Bob, Jr., 4; Katharine, 3; Christienne, 2 years . . . lives in Dallas and works as insurance solicitor.

COWBOYS RECORDS
Opponents' Fumble Recoveries

Year	No.	Yds.	Avg.	Long	TD
1961	1	0	0.0	0	0
1962	1	0	0.0	0	0
1963	1	42	42.0	42	1
1964	3	4	1.3	4	0
1965	2	41	20.5	41	0
1966	1	0	0.0	0	0
TOTALS	9	87	9.7	42	1

Pass Interceptions

Year	No.	Yds.	Avg.	Long	TD
1965	1	17	17.0	17	1

LISCIO, TONY

Tackle

Tulsa

Ht: 6-5

Wt: 264

Born: 7-2-40

3rd Year (D-3 for '63)

PRO: Great dedication and determination brought outstanding comeback last season (voted second to Rams' Dick Bass in that category last season) . . . originally drafted by Green Bay in 3rd round, was final Packer cut, but only tried on defense . . . Cowboys converted him to offense and he won starting job late that year . . . recognized as top offensive lineman in '64, he banged up knee in 10th game . . . missed all of '65 as jaundice condition and staph infection thwarted recovery . . . recognized as top pass blocker on club as guard or tackle . . . keen mind with firm grasp of total football picture . . . regaining some of 4.9 speed he had prior to surgery.

COLLEGE: A 3-year regular as two-way tackle at Tulsa, making All-Missouri Valley Conference last two years . . . team captain as senior . . . majored in industrial psychology . . . played under coaches Bobby and Glenn Dobbs . . . played at 6-5, 235.

PERSONAL: Born in Pittsburgh, Pa., where he was special star at Westinghouse High (All-East in football, all-city in basketball) . . . 5 brothers, one sister . . . married former Annette Nail of



MANDERS



MARKER



MEREDITH



MORTON



NEELY

Shreveport and they have a boy, Tony, Jr. (3) and girl, Michelle (1) . . . after graduating from Tulsa in June, they will make their home in Dallas.

LIVINGSTON, WARREN

Ht: 5-10

Wt: 185

Defensive Back

Born: 7-5-38

Arizona

7th Year (FA for '61)

PRO: Probably best open field tackler in business . . . leads club in lowest percentage of tackles missed . . . has great technique and is adaptable to either corner . . . quiet athlete who has overcome injuries to establish himself as regular . . . made All-Rookie team as free agent in '61 . . . beat the odds to grade out on plus side for over half the season, a near impossible task . . . has 4.7 speed.

COLLEGE: Lettered four years as halfback at Arizona and three years in track as 24-foot broadjumper . . . also highjumped 6-1 . . . led Arizona in rushing as junior, worked more on defense his senior year . . . got his degree in electrical engineering.

PERSONAL: Born in Eufaula, Okla., but grew up with ten brothers and sisters in Mesa, Arizona, where he became 3-time state broad jump champion and all-state halfback as junior and senior . . . one of his younger brothers is Andy Livingston, Chicago Bear fullback . . . Married the former Carol Jackson of Phoenix and they have one girl, 1-year-old Carla . . . lives in Tempe, Ariz., works as electronic technician for Motorola.

COWBOYS RECORDS

Year	Pass Interceptions					Year	Opponents' Fumble Recoveries				
	No.	Yds.	Avg.	Long	TD		No.	Yds.	Avg.	Long	TD
1961	1	3	3.0	3	0	1961	1	0	0.0	0	0
1962	0	—	—	—	—	1962	0	—	—	—	—
1963	3	31	10.3	29	0	1963	1	0	0.0	0	0
1964	1	27	27.0	27	0	1964	2	17	8.5	17	1
1965	3	5	1.7	5	0	1965	1	0	0.0	0	0
1966	2	13	6.5	13	0	1966	0	—	—	—	—
TOTALS	10	79	7.9	29	0	TOTALS	5	17	3.4	17	1

MANDERS, DAVE**Ht: 6-2****Wt: 250****Center****Born: 2-20-41****Michigan State****4th Year (FA for '62)**

PRO: An energetic 100 per-center who is recognized as one of hardest workers on squad . . . played in Pro Bowl last season after second year as a regular . . . good leader and effective pass protection blocker . . . a free agent with the Cowboys in '62, but played '62 and '63 seasons with Toledo of United League . . . rejoined Cowboys in '64 and stuck, earning regular job in '65 which allowed Mike Connelly to move over to guard . . . quick and coordinated with 5.2 speed.

COLLEGE: A top two-way lineman at Michigan State, under Duffy Daugherty . . . played center and was named honorable mention All-America as senior.

PERSONAL: Native of Milwaukee, he was a schoolboy star at Kingsford, Michigan . . . Married the former Betty Ashenbrenner in '61 and has two children—Mark, 5 and Mike, 2 . . . lives in Dallas in off-season and is an engineer for Morton Foods.

MARKER, CURTIS**Ht: 6-3****Wt: 255****Guard****Born: 2-1-45****Northern Michigan****First Year (D-4 for '67)**

Small college All-American and MVP in Blue-Gray game . . . four-year regular who played freshman ball at New Mexico Western before transferring . . . has size and quickness for shot at guard . . . 5.0 speed . . . married in June to Beth Nieman . . . Indianapolis prep star who enjoys fishing and camping.

MEREDITH, DON**Ht: 6-3****Wt: 200****Quarterback****Born: 4-10-38****SMU****8th Year**

PRO: Firmly established himself as quarterbacking star in NFL . . . found key to consistency, posting best statistical log of career as well as calling shots for winner . . . also avoided injuries . . . badgered in past by shoulder separation in '61, hand injury in '62; knee-ankle-shoulder-stomach problems in '64 and arm injury in '65 . . . flashed of greatness as early as '63 and won starting job midway in year, losing it briefly only in '64 . . . has quick release and can throw off balance . . . long-striding scrambler who can deliver big plays . . . mature and dedicated with firm grasp of game.

COLLEGE: A two-time All-America at SMU, he set an NCAA record for career accuracy by hitting 61 percent of his passes during his '57-58-59 stay as collegian . . . hit 241 of 395 attempts for 3,130 yards and 25 TDs . . . as a junior, was honored four times as UPI national back of week in his ten games . . . threw for All-Stars' only TD in '60 College All-Star Game . . . was signed to personal services contract by Cowboys before 1960 draft.

PERSONAL: Native of Mount Vernon, Texas, where he made all-state basketball and football teams as junior . . . broken leg hampered his senior season, but he was highly sought in both sports by colleges . . . he and wife Cheryl live in Dallas.

COWBOYS RECORDS

Passing

Year	Att.	Comp.	Yds.	Pct.	Int.	Avg. Gn.	TD
1960	68	29	281	42.6	5	4.1	2
1961	182	94	1,161	51.2	11	6.7	9
1962	212	105	1,679	49.5	8	7.9	15
1963	310	167	2,381	53.9	18	7.7	17
1964	323	158	2,143	48.9	16	6.6	9
1965	305	141	2,415	46.2	13	7.9	22
1966	344	177	2,805	51.5	12	8.2	24
TOTALS	1744	871	12,865	49.9	83	7.4	98

Rushing

Year	No.	Yds.	Avg.	Long	TD
1960	3	4	1.3	8	0
1961	22	176	8.0	28	1
1962	21	74	3.5	14	0
1963	41	185	4.5	26	3
1964	32	81	2.5	17	4
1965	35	247	6.9	22	1
1966	38	242	6.4	22	5
TOTALS	192	1,009	5.3	28	14

MORTON, CRAIG

Quarterback

California

Ht: 6-4

Wt: 215

Born: 2-5-43

3rd Year (D-1 for '65)

PRO: Moves into third campaign with same outstanding physical qualifications, but more savvy from experience and movie study . . . sets up quickly . . . has tremendous arm for long bomb threat . . . has good speed and poise . . . divided non-Meredith time with Jerry Rhome . . . adequate scrambler . . . Cowboys No. 1 draft selection for '65.

COLLEGE: All-American QB at California in '64, Morton was three-year regular for Bears under Coaches Marv Levy and Ray

Willsey . . . As senior, he hit 185 of 308 for 2,121 yards and 13 TDs . . . ranked second to Jerry Rhome in NCAA passing . . . spurned big baseball bonus to go pro football . . . played in All-Star game of '65.

PERSONAL: Raised in Campbell, Calif., where he developed into an all-state schoolboy in basketball, football and baseball . . . he was offered major college scholarships in all three sports . . . owns a bookstore just off U. of California campus in Berkeley, but lives in Dallas during off-season.

COWBOYS RECORDS

Passing							
Year	Att.	Comp.	Yds.	Pct.	Int.	Avg. Gn.	TD
1965.....	34	17	173	50.0	4	5.1	2
1966.....	27	13	225	48.1	1	8.3	3
TOTALS.....	61	30	398	49.2	5	6.5	5
Rushing							
Year	No.	Yds.	Avg.	Long	TD		
1965.....	3	-8	-2.7	5	0		
1966.....	7	50	9.1	12	0		
TOTALS.....	10	42	4.2	12	0		

NEELY, RALPH

Tackle

Oklahoma

Ht: 6-6

Wt: 265

Born: 9-12-43

3rd Year (D-2 for '65)

PRO: Name it—size, strength, speed (5.0), intelligence—Neely has it . . . tools rated equal to anybody in league . . . took advantage of them even more in '66 after making all-Rookie team in '65 . . . operates from unbelievably low position . . . showed talent with excellent job on Willie Davis in championship game . . . originally drafted No. 2 by Baltimore, Cowboys obtained rights by trading 4th round draft choice in 1966 . . . involved in legal hassle with Houston, Cowboys surrendered first two choices in '67 draft in settlement.

COLLEGE: A two-time All-America tackle at Oklahoma, including consensus selection as a '64 senior . . . Lettered three years, started in all 20 of his games as junior and senior . . . played at 6-5, 245 . . . double-majored in financing and accounting.

PERSONAL: Born in Little Rock, Arkansas, but raised in Farmington, New Mexico, where he was standout high school tackle and center in basketball . . . married the former Dianne Forte of Farmington . . . lives in Dallas during the off-season . . . has producing oil property in Cook County, above Gainesville, Tex.



NILAND



NORMAN



PERKINS



PUGH



REEVES

COWBOY RECORDS

Year	No.	Kickoff Returns		Long	TD
		Yds.	Avg.		
1966	2	18	9.0	13	0

NILAND, JOHN**Guard****Iowa****Ht: 6-3****Wt: 245****Born: 2-29-44****2nd Year (D-1 for '66)**

PRO: Came fast last season despite missing training camp . . . started four games when Jim Boeke was injured . . . No. 1 draft choice for '66 and natural ability indicated he warranted it . . . strong, agile and quick with 5.0 speed.

COLLEGE: Three-year regular for Jerry Burns at Iowa . . . all-America as senior, playing guard final two seasons after working at guard as sophomore . . . played in East-West and Hula bowls . . . was Iowa school heavyweight weightlifting champion.

PERSONAL: Born in Quincy, Mass., grew up in Amityville, N.Y. . . majored in Political Science at Iowa . . . married Iree VanCleve of Little Rock, Ark., in Feb., '67 . . . served military duty at Fort Hood, Texas in off-season.

NORMAN, PETTIS**Tight End****Johnson C. Smith****Ht: 6-3****Wt: 225****Born: 1-4-39****6th Year (FA for '62)**

PRO: A full-fledged contact football player . . . divided tight end chores with Frank Clarke, catching 12 passes for 144 yards . . . has 4.8 speed and explosiveness . . . rated by coach Tom Landry as one of top blocking ends he's seen . . . free agent who stood out on specialty teams for two years before earning job in '64 and dividing last two . . . 100 per-center who still sparkles on specialty teams.

COLLEGE: A standout as end at little-known Johnson C. Smith, where he was also top student . . . in one '61 game, he caught 5 passes for 133 yards and two TDs and made 14 tackles . . . also clocked a 9.7 time in the 100 in track.

PERSONAL: Born in Lincolnton, Ga., and grew up in Charlotte, N. C. . . . married to former Margaret Clinkscales of Charlotte and they have two daughters, Sharneen (3) and Sedonna, born June 5th, this year . . . lives in Dallas where he is in business development at South Oak Cliff State Bank.

COWBOYS RECORDS

Receiving					Kickoff Returns				
Year	No.	Yds.	Avg.	Long TD	Year	No.	Yds.	Avg.	Long TD
1962	2	34	17.0	29 0	1962	2	5	2.5	5 0
1963	18	341	18.9	49 3	Punt Returns				
1964	24	311	13.0	37 2	Year	No.	Yds.	Avg.	Long TD
1965	11	110	10.0	21 3	1963	1	0	0.0	0 0
1966	12	144	12.0	31 0					
TOTALS	67	940	14.0	49 8					

PERKINS, DON

Running Back

New Mexico

Ht: 5-10

Wt: 204

Born: 3-4-38

7th Year

PRO: Relatively small man for position who does big job . . . Extraordinary pass protection man who often grades 100 per-cent for game . . . missed only three plays last year when knocked out in Cleveland . . . has 4.8 speed, but early explosiveness makes that the "fastest 4.8 in football" . . . ranked eighth in NFL rushing tables last year with 726 yards, the fifth time in six seasons he's been among the leaders (6th in '61, 5th in '62, 10th in '63, 5th in '64 and 7th in '65) . . . finds tough going to his liking . . . runs almost exclusively inside, yet fumbled only once at line of scrimmage and that was almost a touchdown . . . improving as receiver with 23 catches for 231 yards . . . consistent, polished pro . . . all-Pro in '62.

COLLEGE: Set 12 records as three-year halfback regular at New Mexico and three-year All-Skyline choice under Coach Marv Levy . . . School retired his number (43) when he completed his career — a first in New Mexico history . . . led nation in kickoff returns in '59 with 15 for 520 yards.

PERSONAL: Native of Waterloo, Iowa, Perkins earned 8 letters for West Waterloo High, 4 each in football and track (sprinter) . . .



RENFRO



RENTZEL



RHOME



RIDGWAY



ROBINSON

was all-state halfback in '55 . . . married Virginia Green of Waterloo in 1959 . . . Three children: Tony, 7; Karen, 3½; Randall, 2 . . . lives during off-season in Albuquerque where he is the Director of Courtesy and Information of the State of New Mexico.

COWBOYS RECORDS

Rushing						Receiving					
Year	No.	Yds.	Avg.	Long	TD	Year	No.	Yds.	Avg.	Long	TD
1961	200	815	4.1	47	4	1961	32	298	9.3	38	1
1962	222	945	4.3	35	7	1962	13	104	8.0	21	0
1963	149	641	4.1	19	7	1963	14	84	6.0	19	0
1964	174	768	4.6	59	6	1964	15	155	10.3	37	0
1965	177	690	3.9	43	0	1965	14	142	10.2	27	0
1966	186	726	3.9	24	8	1966	23	231	10.0	39	0
TOTALS	1108	4585	4.1	59	32	TOTALS	111	1014	9.1	39	1

Punt Returns					Kickoff Returns						
Year	No.	Yds.	Avg.	Long	TD	Year	No.	Yds.	Avg.	Long	TD
1961	1	8	8.0	8	0	1961	22	443	20.1	30	0

PUGH, JETHRO Defensive End-Tackle **Eliz. City St. (N.C.)**
 Ht: 6-6 Wt: 260 Born: 7-3-44 3rd Year (D-11 for '65)

PRO: Key reserve now with potential to become top lineman . . . did good job filling in, trapping passer effectively . . . height major asset, but has 5.2 speed, quickness and good explosion . . . has lost time on training work with case of ulcers . . . quiet, serious and tough.

COLLEGE: A two-year All-CIAA tackle at Elizabeth City State College, he was also the team's most valuable lineman his senior season . . . was first rookie to sign with Cowboys after '64 draft (11th round).

PERSONAL: Native of Windsor, N.C. . . . Was a schoolboy football star there . . . married Dallasite Beverly Etter in June of '66 . . . served military duty at Fort Ord, Calif., during off-season.

REEVES, DAN**Running Back****South Carolina**

Ht: 6-1

Wt: 200

Born: 1-19-44

3rd Year (FA for '65)

PRO: Big play man who came on so strong in second season he led the club in rushing with 757 yards . . . gliding type runner who uses 4.7 speed effectively . . . came from free agent ranks as ignored quarterback at South Carolina . . . intelligent athlete . . . has knack for running pass patterns, ranking second among receivers with 41 catches for 557 yards and eight touchdowns . . . also had eight rushing for 16 and 96 points.

COLLEGE: Second team All-ACC choice in 1962 and '64 as quarterback under Marvin Bass . . . Set 10 school offensive records and threw for 348 yards against Big Eight champ Nebraska in '64 . . . Passed over in all pro drafts.

PERSONAL: Native of Rome, Georgia, and resident of Andersonville, Georgia . . . Married Pamela Ann White in 1964, has one girl, Dana, 1½ years old . . . Salesman for Gifford-Hill, Dallas in off season.

COWBOYS RECORDS

Rushing					Receiving				
Year	No.	Yds.	Avg.	Long TD	Year	No.	Yds.	Avg.	Long TD
1965	33	102	3.1	13 2	1965	9	210	23.3	47 1
1966	175	757	4.3	67 8	1966	41	557	13.6	51 8
TOTALS	208	859	4.1	67 10	TOTALS	50	767	15.3	51 9

Kickoff Returns

Year	No.	Yds.	Avg.	Long TD
1965	2	45	22.5	24 0
1966	3	56	18.7	21 0
TOTALS	5	101	20.2	24 0

Passing

Year	Att.	Comp.	Yds.	Pct.	Int.	Avg.	Gn.	TD
1965	2	1	11	50.0	0	5.5	0	0
1966	6	3	48	50.0	0	8.0	0	0
TOTALS	8	4	59	50.0	0	7.4	0	0

Punt Returns

Year	No.	Yds.	Avg.	Long TD
1966	2	-1	-0.5	2 0

RENFRO, MEL**Defensive Back****Oregon**

Ht: 6-0

Wt: 190

Born: 12-30-41

4th Year (D-2 for '64)

PRO: Great natural athlete and genuine game-breaker . . . Injuries cut short try on offense last year and he returned to safety

where he was All-NFL in '65 . . . Should rank near top of NFL with full training camp and another season on defense . . . Blazing speed (4.6) helps him rank among leaders in punt and kickoff returns, once returning one 100 yards on opening play against 49ers.

COLLEGE: One of the all-time performers at Oregon as an All-America halfback . . . also standout trackman with bests of 9.6 in 100, 13.8 in high hurdles and 25-11¼ in the broad jump . . . Played in '64 All-Star game after being drafted 2nd by Cowboys.

PERSONAL: Born in Houston, Texas, but grew up in Portland where he was a legendary schoolboy athlete — all-state halfback and versatile trackman who set state records in both hurdle races and broad jump . . . Married to former Patricia Burch of Portland and has two boys, Mel, Jr. (3½) and Tony (2) . . . lives in Portland, where he operates his own music shop.

COWBOYS RECORDS

Pass Interceptions					Punt Returns				
Year	No.	Yds.	Avg.	Long TD	Year	No.	Yds.	Avg.	Long TD
1964	7	110	15.7	39 1	1964	32	418	13.1	69 1
1965	2	92	46.0	90 1	1965	24	145	6.0	35 0
1966	2	57	28.5	33 0	1966	21	123	5.9	38 0
TOTALS	11	259	23.5	90 2	TOTALS	77	686	8.9	69 1

Kickoff Returns					Opponents' Fumble Recoveries				
Year	No.	Yds.	Avg.	Long TD	Year	No.	Yds.	Avg.	Long TD
1964	40	1017	25.4	65 0	1965	2	1	0.5	1 0
1965	21	630	30.0	100 1					
1966	19	487	25.6	87 1					
TOTALS	80	2134	26.7	100 2					

Rushing					Receiving				
Year	No.	Yds.	Avg.	Long TD	Year	No.	Yds.	Avg.	Long TD
1966	8	52	6.5	27 0	1966	4	65	16.3	42 0

RENTZEL, LANCE

Ht: 6-2 Wt: 205

Flanker

Born: 10-14-43

Oklahoma

3rd Year (D-2 for '65)

PRO: Cowboys major acquisition in off-season trade mart . . . comes from Minnesota for third round draft selection and could crowd for regular job as wide receiver . . . has clocked 9.8 in the century and has good hands . . . spent first two seasons working mostly on specialty teams, averaging 26.2 yards per return on kickoffs—includ-

ing 101-yarder against Baltimore—as rookie . . . badgered by ankle injuries last season, but still averaged 20.1 yards on nine kickoff returns and caught two passes for 10 yards . . . has size, speed and background to make presence felt.

COLLEGE: All-Big Eight halfback at Oklahoma . . . broke into college football in Cotton Bowl against Texas as sophomore . . . came off injured list too late and hitchhiked to game, suited up and caught two long passes . . . caught TD pass against Cleveland in All-Star game.

PERSONAL: An All-America high schooler at Casady in Oklahoma City where he grew up . . . born in Flushing, N.Y., he is making his home in Dallas . . . a bachelor . . . math major and an accomplished pianist and organist who has played professionally.

RHOME, JERRY

Hr: 6-0

Wt: 185

Quarterback

Born: 3-6-42

Tulsa

3rd Year (D-13 for '65)

PRO: Excellent football mind with solid fundamental knowledge of coverage and pass routes . . . divided back-up role with Craig Morton and led club in passing accuracy with .583 on 21 of 36 . . . sound thinker and adequate scrambler who can throw running either direction . . . has poise and knack for “moving the club” . . . throws what receivers call “soft” ball.

COLLEGE: Broke almost every passing record in NCAA book at Tulsa, where he led Hurricanes into first major Bowl (and upset of Ole Miss in Bluebonnet) in two decades . . . started career at SMU in native Dallas, transferred to Tulsa after leading SWC in passing as soph . . . in his fabled senior season at Tulsa, he hit 224 of 326 (68.7 percent) for 2,870 yards and 32 TDs . . . was hailed by Coach Glenn Dobbs as “one of the all-time greats.”

PERSONAL: Native of Dallas where his father, Byron Rhome, coached him throughout high school . . . was named outstanding school-boy player in state his senior year . . . married Regina Burnham of Tulsa in February '66 . . . was in National Guard in Ft. Knox during off-season.

COWBOYS RECORDS

Year	Att.	Comp.	Passing				TD
			Yds.	Pct.	Int.	Avg. Gn.	
1965	21	9	157	42.9	1	7.5	1
1966	36	21	253	58.3	1	7.0	0
TOTALS	57	30	410	52.6	2	7.2	1



SHY



SMITH, J. D.



SMITH, R.



STEFFEN



STOKES

Rushing

Year	No.	Yds.	Avg.	Long	TD
1965	4	11	2.8	16	0
1966	7	37	5.3	11	0
TOTALS	11	48	4.4	16	0

RIDGWAY, COLIN**Kicker****Lamar Tech**

Ht: 6-5

Wt: 211

Born: 2-19-39

2nd Year (FA for '65)

PRO: On taxi squad all last season although active part of '65 . . . no football background before Cowboys, but has strong leg . . . can drop kick 50 yards plus . . . punts well . . . lack of experience major drawback.

COLLEGE: Came to Lamar Tech (Beaumont, Tex.) as trackman and became first man in Texas history to clear seven-foot in high jump . . . no college football, but background includes some play with an Australian "semipro football" team . . . majored in Economics.

PERSONAL: Native of Melbourne, Australia . . . single and lives in Dallas during the off-season.

COWBOYS RECORDS**Punting Record**

Year	No.	Yrs.	Avg.	Long	Bk.
1965	13	510	39.2	44	0

ROBINSON, ART**End****Florida A&M**

Ht: 6-0

Wt: 210

Born: 10-26-42

First Year (D-7 for '66)

Has second "rookie" season ahead of him after year on taxi squad . . . sprinter speed (9.9) qualifies him for shot at flanker, but also has good size and strength . . . bagged 42 passes for 569 yards

soph year in college . . . little All-America recognition first year . . . regular in basketball at A&M where he was two-year teammate of Bob Hayes . . . native of Hollywood, Fla.

SHY, LES

Halfback

Long Beach State

Ht: 6-0

Wt: 206

Born: 4-5-44

2nd Year (D-12 for '66)

PRO: Good natural "jack rabbit" type runner with size . . . heady with good hands . . . has 4.8 speed and balance to aid it . . . carried only 17 times in rookie year yet averaged 6.9 yards per carry . . . could be outstanding given opportunity.

COLLEGE: Had outstanding collegiate career, rushing for 488 yards and seven TDs as senior despite being hobbled by injuries . . . picked up 354 and five TDs as junior . . . played for Don Reed, the team losing only three games in his two varsity seasons . . . honorable mention small college All-America.

PERSONAL: Born in Cleveland, Ohio . . . played his high school football at Ganesha High in Pomona, Calif. . . single, spent summer fulfilling military obligation at Ft. Lewis . . . brother Don is an outstanding hurdler and halfback, drafted No. 2 by Pittsburgh this year.

COWBOYS RECORDS

Year	No.	Rushing		Avg.	Long	TD
		Yds.				
1966	17	118		6.9	68	1

SMITH, RICHARD

End

Northwestern

Ht: 6-0

Wt: 207

Born: 6-19-44

First Year (FA for '66)

Good camp last year earned him chance to taxi for '66 campaign . . . good athlete and has good speed . . . came to Cowboys as free agent, although drafted 9th by Kansas City of AFL . . . bagged two passes in game against Rams rookies last summer . . . talent not limited to football field, has good singing voice and led Rookie Show at camp.

SMITH, J. D.

Running Back

N. Carolina A&T

Ht: 6-1

Wt: 205

Born: 7-19-32

12th Year (FA for '56)

PRO: Senior citizen on Cowboy squad with 11 years behind him in NFL . . . and experience makes him suitable back-up man . . .

has served as spot player last two years since coming for fifth draft choice in trade with 49ers . . . used fine balance to have big years with 49ers after they picked him up from Bears and converted him from defense to offense . . . in seven years rushed for 4370 yards for 49ers, including 1036 in his peak season of '59.

COLLEGE: Four-year letterman fullback and a Little All-America choice in 1954 and '55 . . . Made All-CIAA Conference 3 straight years.

PERSONAL: Born in Greenville, S. C., where he played football, basketball and baseball at Sterling High . . . married the former Mary Ryan of Windsor, N. C. . . three children — Patricia, 12; Lonnie, 10; Monty, 4 . . . lives in San Francisco, where he is Asst. Security Officer with Sears.

COWBOYS RECORDS

Rushing					Receiving				
Year	No.	Yds.	Avg.	Long TD	Year	No.	Yds.	Avg.	Long TD
1965	86	295	3.4	24 2	1965	5	10	2.0	5 1
1966	7	7	1.0	2 1	1966	1	3	3.0	3 0
TOTALS	93	302	3.2	24 3	TOTALS	6	13	2.2	5 1

Opponents' Fumble Recoveries					
Year	No.	Yds.	Avg.	Long	TD
1966	1	0	0.0	0	0

STEFFEN, JIM

Linebacker

UCLA

Ht: 6-0

Wt: 210

Born: 5-1-37

9th Year (D-13 for '59)

PRO: A taxi-member last year, Steffen is involved in key position change . . . tough and eager, he moves to linebacker where 4.8 speed and added weight could be of value . . . came to Cowboys in August of '66 from Washington along with fifth draft choice for Brig Owens, Mitch Johnson and Jake Kupp . . . regular safety at Washington and set Skins interception return record of 78 yards against Cowboys.

COLLEGE: Was captain and halfback at UCLA and was named the team's most valuable player his senior year—1958 . . . his brother Art had also captained UCLA—in 1948.

PERSONAL: Born in Orange, Calif. . . . married the former Dianne Baker and they have two children—Brent, 4, and Kristina, 2 . . . lives in Silver Spring, Md., during off-season and is salesman for lime-cement company.

STOKES, SIMS **Defensive Back** **Northern Arizona**
Ht: 6-1 **Wt: 197** **Born: 4-18-44** **First Year (D-6 for '67)**

Quick as they get . . . good athlete with potential as receiver and as defensive back . . . has run 9.8 hundred and once held Big Eight receiving record of nine for 139, set at Kansas . . . transferred to Northern Arizona for final season and caught 37 for 271 yards and 2 TDs . . . twice returned kickoffs for 96 yards (against Weber State and Long Beach State) and led nation by averaging 37.6 on 12 returns . . . has 4.65 speed.

TOWNES, WILLIE **Defensive End** **Tulsa**
Ht: 6-4 **Wt: 260** **Born: 7-21-43** **2nd Year (D-2 for '66)**

PRO: Crowd pleasing No. 2 draft as future who chose to bypass final collegiate eligibility and made it big as rookie, starting after seventh game . . . unlimited potential with experience . . . has 5.4 speed and exceptional quickness for size . . . agility made up for lack of technique as rookie . . . good morale man.

COLLEGE: All-American and two-time Missouri Valley All-Conference choice . . . outstanding lineman in Bluebonnet Bowl against Mississippi as a sophomore . . . enrolled originally at Indiana, but transferred to Tulsa after freshman season.

PERSONAL: One of 10 children (seven sisters and two brothers), grew up in Hattiesburg, Miss. . . prep whiz at end, tackle and full-back, playing at 6-3 and 220 . . . worked hurdles and weights in track and averaged 14 points per game in basketball . . . single, Willie is working toward his degree at North Texas while making his home in Dallas.

COWBOY RECORDS

Opponents' Fumble Recoveries

Year	No.	Yds.	Avg.	Long	TD
1966	2	0	0.0	0	0

VILLANUEVA, DANNY **Kicker** **New Mexico State**
Ht: 5-11 **Wt: 200** **Born: 11-5-37** **8th Year (FA for '60)**

PRO: NFL's No. 2 scorer with record 56 (no misses) extra points and 17 of 31 field goals for 107 points . . . averaged 39.2 for



TOWNES



VILLANUEVA



WALKER



WILBUR



WRIGHT

56 punts, off his 41.8 average his first year with Cowboys . . . came in trade for Tommy McDonald from Rams . . . roomed with Boeke when both were Rams rookies.

COLLEGE: Undrafted, but attracted attention of Los Angeles Rams by hitting seven of eight field goal tries at New Mexico State, including a 47-yarder.

PERSONAL: The 10th of 12 children, Villanueva was born in Tucumcari, New Mex. A brother, Primo, was star tailback at UCLA. Danny and his wife Myrna have two sons and live in L. A. during off-season. He is Youth Director for Southern California Ford Dealers, is sports director for KMEX-TV (Spanish-speaking) and was recently appointed by Gov. Pat Brown to State Recreation Commission.

COWBOYS RECORDS

Year	Punting Record				
	No.	Yds.	Avg.	Long	Blk.
1965	60	2505	41.8	58	0
1966	65	2551	39.2	58	1
TOTALS	125	5056	40.4	58	1

Year	No.	Rushing			
		Yds.	Avg.	Long	TD
1966	1	23	23.0	23	0

WALKER, MALCOLM

Hr: 6-4

Wr: 250

Born: 5-24-43

Tackle

2nd Year (D-2 for '65)

Rice

PRO: Hard-luck guy who is getting first good start despite being drafted No. 2 for '65 . . . injured knee practicing for all-Star game

that year and missed whole season after surgery . . . still not sound last summer and didn't make debut until latter part of '66 when he played on specialty teams . . . had 5.2 speed prior to injury . . . smart with good football instincts . . . could show something with first opportunity.

COLLEGE: One of all-time great linemen at Rice where he was three-year two-way regular . . . twice all-Southwest Conference . . . made all-Academic team as math major.

PERSONAL: Dallas native, he was a much-sought schoolboy player at South Oak Cliff, where he also played basketball . . . was All-City in both . . . lives in Dallas during off-season, working as real estate salesman . . . married Mary Jo Holder of Houston.

WILBUR, JOHN	Tackle	Stanford
Ht: 6-4	Wt: 251	Born: 5-21-43
		2nd Year (FA for '66)

PRO: Active for 10 games in rookie season, filling in some for Jim Boeke . . . eager, tough and aggressive . . . could make solid showing with opportunity . . . originally drafted by Kansas City as future . . . played on specialty teams . . . 5.0 speed.

COLLEGE: Was two-year regular for Stanford . . . as junior in 1963, made 13 tackles playing defensive end against Notre Dame on national TV . . . also played rugby and wrestled.

PERSONAL: Married Carole Halsey, Jan., 1967 . . . lives in Los Angeles (his hometown) during off-season, while attending graduate school at UCLA.

WRIGHT, RAYFIELD	Defensive End	Ft. Valley (Ga.)
Ht: 6-7	Wt: 238	Born: 8-23-45
		First Year (D-7 for '67)

"Big Tom" impressed coaches during quick look in April . . . needs more weight to play in defensive line, but is agile, has ideal height and good speed (4.9) . . . willing youngster . . . all-conference in football and basketball . . . logged 50-flat quarter in track . . . physical education major from Griffin, Ga.

How The Cowboys Were Built

NOTE: There were 42 players active with the Cowboys last season; this is a look at how these 42 were acquired.

FROM THE NFL VETERANS POOL (Each of 12 NFL teams offered 11 players to the Cowboys from among their 36-man rosters; Dallas picked three players from each team for a total of 36):

Jerry Tubbs (LB, 49ers); Frank Clarke (OE, Cleveland).

FROM THE DRAFT:

- †1960—Don Perkins (HB, New Mexico); Don Meredith (QB, SMU)
- 1961—Bob Lilly (1st, TCU).
- 1962—George Andrie (6th, Marquette); *Harold Hays (14th, Miss. Southern).
- 1963—Lee Roy Jordan (1st, Ala.).
- 1964—Mel Renfro (2nd, Oregon); *Bob Hayes (7th, Fla. A&M); *Jerry Rhome (13th, Tulsa).
- 1965—Craig Morton (1st, Calif.); Jethro Pugh (11th, Eliz. City St.).
- 1966—Walt Garrison (6th, Oklahoma State); Les Shy (12th Long Beach St.); *Willie Townes (2nd, Tulsa); John Niland (1st, Iowa).

SIGNED AS FREE AGENTS:

- 1961—Warren Livingston (Arizona);
- 1962—Mike Gaechter (Oregon); Cornell Green (Utah St.); Pettis Norman (Jno. C. Smith);
- 1963—Dave Edwards (Auburn);
- 1964—Pete Gent (Mich. St.); Dave Manders (Mich. St.);
- 1965—Obert Logan (Trinity, Tex.); Dan Reeves (South Carolina); Bill Sandeman (Pacific-Calif.).
- 1966—John Wilbur (Stanford); Mike Johnson (Kansas); Dick Daniels (Pacific-Ore.).

OBTAINED IN TRADES:

- 1961—Chuck Howley (LB, Bears);
- 1962—None
- 1963—Tony Liscio (OT, Green Bay); Larry Stephens (DT, Rams);
- 1964—Jim Boeke (OT, Rams); Jim Colvin (DT, Colts); Buddy Dial (OE, Pittsburgh).
- 1965—Ralph Neely (OT, Baltimore); Danny Villanueva (K, Rams); J. D. Smith (HB, 49ers); Leon Donohue (G, 49ers).

PICKED UP ON WAIVERS:

- 1960—Mike Connelly (Sept., Rams).

*—Drafted as a future.

†—Dallas did not participate in the 1960 draft, but signed Perkins and Meredith to personal service contracts; they were later drafted by NFL teams and Dallas traded for their rights).

Cowboys All-Time Roster

- Andrie, George, DE, Marquette, 1962-66
Babb, Gene, LB-FB, Austin College, 1960-61
Baker, Sam, Kicker, Oregon State, 1962-63
Barnes, Gary, OE, Clemson, 1963
Bercich, Bob, DHB, Michigan State, 1960-61
Bielski, Dick, OE, Maryland, 1960-61
Bishop, Don, DHB, City College of Los Angeles, 1960-65
Boeke, Jim, OT, Heidelberg, 1964-66
Borden, Nate, DE, Indiana, 1960-61
Braatz, Tom, LB, Marquette, 1960
Bradfute, Byron, OT, Southern Mississippi, 1960-61
Brock, Clyde, DT, Utah State, 1962-63
Bullocks, Amos, OHB, Southern Illinois, 1962-64
Butler, Bill, DHB, Chattanooga, 1960
Clarke, Frank, OE, Colorado, 1960-66
Clark, Monte, OT, USC, 1962
Colvin, Jim, DT, Houston, 1964-66
Cone, Fred, PAT-FG, Clemson, 1960
Connelly, Mike, C, Utah State, 1960-66
Cronin, Gene, DE, COP, 1960
Cvercko, Andy, G, Northwestern, 1961-62
Daniels, Dick, DB, Univ. of Pacific (Ore), 1966
Davis, Donnie, OE, Southern, 1962
Davis, Sonny, LB, Baylor, 1961
Dial, Buddy, OE, Rice, 1964-66
Dickson, Paul, OT, Baylor, 1960
Diehl, John, DT, Virginia, 1965
Doelling, Fred, DHB, Penn, 1960
Donohue, Leon, OG, San Jose State, 1965-66
Doran, Jim, OE, Iowa State, 1960-61
Douglas, Merrill, FB, Utah, 1961
Dowdle, Mike, FB-LB, Texas, 1960-62
Dugan, Fred, OE, Dayton, 1960
Dunn, Perry Lee, OHB, Mississippi, 1964-65
Dupre, L. G., OHB, Baylor, 1960-61
Edwards, Dave, LB, Auburn, 1963-66
Falls, Mike, G, Minnesota, 1960-61
Fisher, Ray, OT, Eastern Illinois, 1960
Folkins, Lee, OE, Washington, 1962-64
Frankenhauser, Tom, DHB, Purdue, 1960-61
Frank, Bill, OT, Colorado, 1964
Frost, Ken, DT, Tennessee, 1961-62
Fry, Bob, OT, Kentucky, 1960-64
Gaechter, Mike, DHB, Oregon, 1962-66
Garrison, Walt, FB, Oklahoma State, 1966
Gent, Pete, OE, Michigan State, 1964-66
Gibbs, Guy, QB, TCU, 1963
Gonzaga, John, DE, no college, 1960
Granger, Charlie, OT, Southern, 1961
Green, Allen, Kicker, Mississippi, 1961
Green, Cornell, DHB, Utah State, 1962-66
Gregory, Glynn, OE-DHB, SMU, 1961-62
Grottkau, Bob, G, Oregon, 1961
Guy, Buzz, G, Duke, 1960
Hansen, Wayne, LB, Texas Western, 1960
Harris, Jim, DHB, Oklahoma, 1961
Hayes, Bob, OE, Florida A&M, 1965-66
Hayes, Wendell, OHB, Humboldt State, 1963
Hays, Harold, LB, Southern Mississippi, 1963-66
Healy, Don, DT, Maryland, 1960-61
Heinrich, Don, QB, Washington, 1960
Herchman, Bill, DT, Texas Tech, 1960-61
Houser, John, C-G, Redlands, 1960-61
Howley, Chuck, LB, West Virginia, 1961-66
Howton, Bill, OE, Rice, 1960-63
Hoyem, Lynn, C-G, Long Beach State, 1962-63
Humphrey, Buddy, QB, Baylor, 1961
Husmann, Ed, DT, Nebraska, 1960
Isbell, Joe Bob, G, Houston, 1962-65
Johnson, Mike, DB, Kansas, 1966
Johnson, Mitch, OG, UCLA, 1965
Jordan, Lee Roy, LB, Alabama, 1963-66
Kowalczyk, Walt, FB, Michigan State, 1960
Kupp, Jake, G, Washington, 1964-65
LeBaron, Eddie, QB, COP, 1960-63
Lewis, Woodley, OE, Oregon, 1960
Lilly, Robert, DE-DT, TCU, 1961-66
Liscio, Tony, OT, Tulsa, 1963-64, 66
Livingston, Warren, DHB, Arizona, 1961-66
Lockett, J. W., FB, Central (Okla.) State, 1961-62
Logan, Obert, DHB, Trinity (Texas), 1965-66
Long, Bob, LB, UCLA, 1962
Lothridge, Billy, P-QB, Georgia Tech, 1964
Maegle, Dick, DHB, Rice, 1961
Manders, Dave, C, Michigan State, 1964-66
Marsh, Amos, FB, Oregon State, 1961-64
Mathews, Ray, OE, Clemson, 1960
McCreary, Bob, OT, Wake Forest, 1961
McDonald, Tommy, OE, Oklahoma, 1964
McIlhenny, Don, FB, SMU, 1960-61
Mummelaar, Dale, G, Wyoming, 1962-63
Meredith, Don, QB, SMU, 1960-66
Meyers, John, DT, Washington, 1962-63
Moody, Jim, DHB, Arkansas, 1960
Morton, Craig, QB, California, 1965-66
Murchison, Ola Lee, OE, Pacific U., 1961
Neely, Ralph, OT, Oklahoma, 1965-66
Niland, John, OG, Iowa, 1966
Nolan, Dick, DHB, Maryland, 1962
Norman, Pettis, OE, J. C. Smith, 1962-66
Norton, Jerry, DHB, SMU, 1962
Nutting, Ed, OT, Georgia Tech, 1963
Overton, Jerry, DHB, Utah, 1963
Patera, Jack, LB, Oregon, 1960-61
Perkins, Don, OHB, New Mexico, 1961-66
Poinboeuf, Lance, Kicker, Southwestern, La., 1963
Porterfield, Garry, DE, Tulsa, 1965
Pugh, Jethro, DT, Elizabeth City St., 1965-66
Pulnam, Duane, G, COP, 1960
Reese, Guy, DT, SMU, 1962-63
Reeves, Dan, OHB, South Carolina, 1965-66

Renfro, Mel, DHB, Oregon, 1964-66
 Rhome, Jerry, QB, Tulsa, 1965-66
 Ridgway, Colin, K, Lamar Tech, 1965
 Ridlon, Jim, DHB, Syracuse, 1963-64
 Roach, John, QB, SMU, 1964
 Sandeman, Bill, DT, Univ of Pacific (Calif.)
 1966
 Schoenke, Ray, OT, SMU, 1963-64
 Sherer, Dave, Punter, SMU, 1960
 Shy, Les, HB, Long Beach St., 1966
 Smith, J. D., OHB, North Carolina A&T,
 1965-66
 Smith, Jim Ray, G-OT, Baylor, 1963-64
 Stephens, Larry, DE, Texas, 1963-66

Stiger, Jim, OHB, Washington, 1963-65
 Talbert, Don, OT-DE, Texas, 1962, 1965
 Townes, Willie, DE, Tulsa, 1966
 Tubbs, Jerry, LB, Oklahoma, 1960-66
 Van Raaphorst, Dick, FG, Ohio State, 1964
 Villanueva, Danny, K., New Mexico St.,
 1965-66
 Walker, Malcolm, C., Rice, 1966
 Wayt, Russell, LB, Rice, 1965
 Whitfield, A. D., OHB, North Texas St.,
 1965
 Wilbur, John, OT, Stanford, 1966
 Wisener, Gary, DHB, Baylor, 1960
 Youmans, Maury, DE, Syracuse, 1964-65

Honor Roll by Colleges

Alabama 1; Arizona 1; Arkansas 1; Auburn 1; Austin College 1; Baylor 6;
 California 1; Central (Okl.) State 1; Chattanooga 1; City College of Los Angeles 1;
 Clemson 3; College of the Pacific 3; Colorado 2; Dayton 1; Duke 1; Eastern Illinois
 1; Elizabeth City State 1; Florida A&M 1;

Georgia Tech 2; Heidelberg 1; Houston 2; Humboldt State 1; Indiana 1; Iowa State
 1; Iowa 1; Johnson C. Smith 1; Kansas 1; Kentucky 1; Lamar Tech 1; Long Beach State
 2; Marquette 2; Maryland 3; Michigan State 4; Minnesota 1; Mississippi 2; Nebraska 1;
 New Mexico State 1; New Mexico 1;

North Carolina A&T 1; North Texas State 1; Northwestern 1; Ohio State 1; Okla-
 homa State 1; Oklahoma 4; Oregon State 2; Oregon 5; Pacific Univ. (Calif.) 2; Pacific
 Univ. (Ore.) 1; Pennsylvania 1; Purdue 1; Redlands 1; Rice 5; San Jose State 1; South
 Carolina 1; Southern Illinois 1; SMU 8; Southern Mississippi 2; Southern University 2;

Southwestern Louisiana 1; Stanford 1; Syracuse 2; TCU 2; Tennessee 1; Texas 3;
 Texas Tech 1; Texas Western 1; Trinity (Texas) 1; Tulsa 4; UCLA 2; University of
 Southern California 1; Utah State 3; Utah 2; Virginia 1; Wake Forest 1; Washington 5;
 West Virginia 1; Wyoming 1.

NFL Has New Look

There's a new look in the NFL this season with the Eastern and Western Conferences broken down into divisions. In the West the Central and Coastal winners will meet Dec. 23 on the Central team's field for the right to meet the winner of the Eastern playoff between the Capitol and Century champions held Dec. 24 on the field of the Capitol division winner.

	East		West
Capitol	Century	Central	Coastal
Dallas	Cleveland	Chicago	Atlanta
New Orleans	New York	Detroit	Baltimore
Philadelphia	Pittsburgh	Green Bay	Los Angeles
Washington	St. Louis	Minnesota	San Francisco

COWBOYS ALL-TIME DRAFT

1961

1. (a) Choice traded along with sixth choice to Washington for Eddie LeBaron, qb, College of Pacific, 5-7, 160; (b) choice from Cleveland for first round pick in 1962: Bob Lilly, t, TCU, 6-5, 242; 2. E. J. Holub, lb, Texas Tech, 6-4, 218 (went to AFL); 3. Stew Barber, g, Penn State, 6-3, 230 (went to AFL); 4. Sonny Davis, e, Baylor, 6-2, 210; 5. choice traded to San Francisco for Gene Babb, fb, Austin College, 6-3, 220; 6. choice traded, along with first choice, to Washington for LeBaron; 7. Art Gilmore, hb, Oregon State, 6-0, 200; 8. Don Talbert, t, Texas, 6-5, 220; 9. Glenn Gregory, hb, SMU, 6-2, 195; 10. choice traded to Green Bay for Fred Cone, fb-k, Clemson, 5-11, 198; 11. Norris Stevenson, hb, Missouri, 6-1, 205; 12. Lowndes Shingler, qb, Clemson, 6-1, 205; 13. Don Goodman, hb, Florida, 6-0, 200; 14. Bill Shaw, t, Georgia Tech, 6-3, 222, (went to AFL); 15. Julius Varnado, t, San Francisco State, 6-4, 220, (went to AFL); 16. Jerry Steffen, hb, Colorado, 6-0, 190; 17. Everett Cloud, hb, Maryland, 6-0, 190; 18. Randy Williams, hb, Indiana, 6-3, 208; 19. Lynn Hoyem, c, Long Beach State, 6-4, 225; 20. Jerry Morgan, qb, Iowa State, 6-3, 195.

1962

1. Choice traded to Cleveland for first round pick in 1961 when Cowboys picked Bob Lilly; 2. Sonny Gibbs, qb, SMU, 6-7, 225; 3. (a) choice to Chicago for Don Meredith, qb, SMU, 6-3, 200; (b) choice from Cleveland: Bobby Plummer, g, TCU, 6-2, 235; 4. Choice to San Francisco for Bill Herchman, dt, Texas Tech, 6-1, 249; 5. choice to Los Angeles for Jimmy Harris, db, Oklahoma, 6-1, 184; 6. Donnie Davis, e, Southern University, 6-2, 235; 7. (a) Choice to Los Angeles for John Houser, g, Redlands University, 6-4, 245; (b) choice from New York: George Andrie, e, Marquette, 6-7, 247; 8. Ken Tureaud, b, Michigan, 6-1, 198; 9. choice to Baltimore for Don Perkins, rb, New Mexico, 5-10, 200; 10. John M. Longmeyer, g, Southern Illinois, 6-3, 230; 11. Larry Hudas, e, Michigan State, 6-4, 208; 12. choice to Green Bay for Steve Meilinger, e, Kentucky; 13. Robert Moses, e, Texas, 6-3, 211; 14. Harold Hays, g, Southern Mississippi, 6-3, 218; 15. Guy Reese, t, SMU, 6-5, 238; 16. Robert Johnston, t, Rice, 6-4, 215; 17. Ray Jacobs, t, Howard Payne, 6-3, 265, (went to AFL); 18. Dave Cloutier, b, Maine, 6-0, 195, (went to AFL); 19. Paul Holmes, t, Georgia, 6-5, 220; 20. Amos Bullocks, b, Southern Illinois, 6-1, 197.

1963

1. Lee Roy Jordan, lb, Alabama, 6-2, 210; 2. choice traded, along with ninth choice, to Chicago for Chuck Howley, lb, West Virginia, 6-2,

229; 3. Jim Price, lb, Auburn, 6-3, 225; 4. Whaley Hall, g, Mississippi, 6-3, 230; 5. Choice traded to New York for Dick Nolan, db, Maryland; 6. Choice traded to Green Bay for John Sutro; 7. Marv Clothier, g, Kansas, 6-4, 220; 8. Choice traded to Green Bay for Lee Folkins, e, Washington, 6-5, 220; 11. Ray Schoenke, c, SMU, 6-3, 225; 12. Bill Perkins, b, Iowa, 6-2, 218; 13. Paul Wicker, t, Fresno State, 6-5, 248; 14. Lou Cioci, lb, Boston College, 6-2, 225; 15. Jerry Overton, b, Utah, 6-2, 192; 16. Dennis Golden, t, Holy Cross, 6-4, 235; 17. Ernest Parks, g, McMurry, 6-4, 230 (went to AFL); 18. Bill Frank, t, Colorado, 6-4, 250; 19. Jim Stiger, b, Washington, 5-11, 195; 20. Tommy Lucas, e, Texas, 6-3, 218.

1964

1. Choice traded to Pittsburgh for Buddy Dial, fl, Rice, 6-1, 195; 2. Mel Renfro, b, Oregon, 6-0, 195; 3. Choice traded to Los Angeles for Bob Long and John Meyers; 4. Perry Lee Dunn, b, Mississippi, 6-2, 205; 5. Choice traded to Green Bay for Gary Barnes; 6. (a) Billy Lothridge, qb, Georgia Tech, 6-1, 188; (b) Choice from Cleveland: Jim Curry, e, Cincinnati, 6-4, 215; (c) Choice from Green Bay: Jimmy Evans, e, Texas Western, 6-1, 194; 7. Bob Hayes, b, Florida A&M, 5-11, 189; 8. Al Geverink, b, UCLA, 6-2, 190; 9. Jake Kupp, e, Washington, 6-3, 215; 10. Roger Staubach, qb, Navy, 6-2, 190; 11. Bobby Crenshaw, g, Baylor, 6-3, 230 (went to AFL); 12. Johnny Norman, e, Northwestern Louisiana, 6-1, 185; 13. Jerry Rhome, qb, Tulsa, 6-0, 185; 14. Jim Worden, lb, Wittenberg, 6-1, 230; 15. Bill Van Burkleo, b, Tulsa, 5-11, 185; 16. Paul Cercel, c, Pittsburgh, 6-2, 222; 17. Harry Abell, e, Missouri, 6-3, 212, (went to AFL); 18. No selection; 19. H. D. Murphy, b, Oregon, 6-0, 190; 20. John Hughes, lb, SMU, 6-2, 220.

1965

1. Craig Morton, qb, California, 6-4, 215; 2. Malcolm Walker, lb, Rice, 6-4, 245; 3. Choice traded to Green Bay (who traded it to New York) for John Roach, qb, SMU; 4. (a) Jim Sidle, b, Auburn, 6-2, 215; (b) Choice from Detroit: Bob Svihus, t, USC, 6-4, 240, (went to AFL); 5. Roger Pettee, lb, Florida, 6-4, 230; 6. Sonny Utz, rb, VPI, 5-11, 215; 7. Brig Owens, b, Cincinnati, 5-11, 183; 8. Russell Wayt, lb, Rice, 6-4, 235; 9. Jim Zanios, fb, Texas Tech, 6-0, 215; 10. Gaylon McCollough, c, Alabama, 6-3, 215; 11. Jethro Pugh, t, Elizabeth City State, 6-6, 255; 12. Ernie Kellermann, qb, Miami (Ohio), 6-0, 175; 13. Jack Schraub, e, California, 6-6, 210; 14. Garry Porterfield, e, Tulsa, 6-3, 235; 15. Gene Foster, b, Arizona State, 6-0, 195 (went to AFL); 16. Doug McDougal, e, Oregon State, 6-4, 228; 17. Mitch Johnson, t, UCLA, 6-4, 245; 18. Martin Amsler, t, Evansville College, 6-5, 250; 19. Marv Rettenmund, hb, Ball State, 5-10, 195 (did not play); 20. Ron Barlow, t, Kansas State, 6-2, 230.

1966

1. John Niland, g, Iowa, 6-3, 245; 2. Willie Townes, de, Tulsa, 6-5, 265; 3. Choice to San Francisco for Leon Donohue, g, San Jose State, 6-4, 252; 4. Choice to Baltimore for Ralph Neely, t, Oklahoma, 6-6, 252; 5. (a) Choice to San Francisco for J. D. Smith, rb, North Carolina A&T, 6-1, 206; (b) Choice from Baltimore: Walt Garrison, rb, Oklahoma State, 6-0, 209; 6. Bob Dunlevy, e, West Virginia, 6-4, 195; 7. Art Robinson, e, Florida A&M, 6-0, 208; 8. Don Kunit, rb, Penn State, 6-2, 200; 9. Darrell Elam, fl, West Virginia Tech, 6-2, 189; 10. Mason Mitchell, rb, Washington, 6-1, 170; 11. Austin Denney, e, Tennessee, 6-2, 225; 12. (a) Choice from Pittsburgh: Les Shy, rb, Long Beach State, 6-2, 225; (b) Craig Baynham, fl, Georgia Tech, 6-1, 200; 13. Ronnie Lamb, b, South Carolina, 6-2, 216; 14. Lewis Turner, rb, Norfolk State, 6-2, 183; 15. Mark Gartung, dt, Oregon State, 6-4, 255; 16. Tom Piggee, rb, San Francisco State, 5-11, 200; 17. George Allen, t, West Texas State, 6-7, 245 (went to AFL); 18. Steve Orr, dt, Washington, 6-4, 230; 19. Byron Johnson, e, Central Washington State, 6-5, 255; 20. Lou Hudson, fl, Minnesota, 6-5, 220 (did not play).

1967

1. Choice given, along with second and two fifths, to Houston for Ralph Neely, t, Oklahoma, 6-6, 265; 2. (Neely); 3. Phil Clark, db, Northwestern, 6-2, 207; 4. Curtis Marker, g, Northern Michigan, 6-2, 253; 5. (a) Choice from Washington: (Neely); (b) Choice from Cleveland: (Neely); (c) Choice to Green Bay for Henry Gremminger; 6. Sims Stokes, e, Northern Arizona, 6-1, 198; 7. Rayfield Wright, de, Ft. Valley State, 6-7, 235; 8. Steve Laub, qb, Illinois Wesleyan, 6-1, 190; 9. Byron Morgan, db, Findlay, 6-3, 212; 10. Eugene Bowen, rb, Tennessee A&I, 5-8, 210; 11. Pat Riley, e, Kentucky, 6-3, 205, (did not play); 12. Harold Deters, k, North Carolina State, 6-0, 200; 13. Al Kerkian, de, Akron, 6-6, 235; 14. Tom Boyd, g, Tarleton State, 6-3, 250; 15. Leavie Davis, db, Edward Waters College (Florida), 6-4, 210; 16. Paul Brothers, hb, Oregon State, 6-1, 195 (went to Canada); 17. George Adams, lb, Morehead State (Ky.), 6-2, 218.

No. 1 Draft Choices (1960-1967)

- 1960—Billy Cannon, hb, LSU, Los Angeles
- 1961—Tommy Mason, hb, Tulane, Minnesota
- 1962—Ernie Davis, hb, Syracuse, Washington
- 1963—Terry Baker, qb, Oregon State, Los Angeles
- 1964—Dave Parks, e, Texas Tech, San Francisco
- 1965—Tucker Frederickson, hb, Auburn, New York
- 1966—Tom Nobis, lb, Texas, Atlanta
- 1967—Bubba Smith, t, Michigan State, Baltimore

Historical Highlights

1960: NFL FRANCHISE — Clint Murchison, Jr., and Bedford Wynne were awarded an expansion franchise in the NFL at the annual league meeting in Miami Beach, Fla. The Cowboys were to play as a "swing" team, playing every other team one time during their first season, although listed in the Western Conference standings (January 28).

COWBOYS STOCKED — A player pool was set up in a league meeting at L.A., with each of 12 NFL teams freezing 25 names on its roster and the Cowboys allowed to pick three from each team for a total of 36 veterans. Dallas, once given the list, had to select its 36 players within 24 hours (March 13).

TRAINING STARTS — Rookies report to first Cowboys camp at Pacific U., in Forest Grove, Oregon (July 9).

FIRST PRE-SEASON GAME — The Cowboys, less than six months in existence, get their first test and drop a 10-16 pre-season game to San Francisco in Seattle (August 6).

FIRST HOME GAME — In their Dallas debut, in the Salesmanship Club pre-season game, the Cowboys led the World Champion Baltimore Colts into the final minute before a 71-yard pass from Johnny Unitas to Lenny Moore gave the Colts a 14-10 victory (August 19).

FIRST VICTORY — In a pre-season game at Louisville, Ky., the Cowboys beat New York's Giants, 14-3, with Frank Clarke catching touchdown passes of 73 yards (Eddie LeBaron) and 74 yards (Don Meredith). (August 27).

FIRST LEAGUE GAME — In their first league game, Dallas fell to Pittsburgh, 35-28, with Bobby Layne leading a fourth period Steeler rally (Sept. 24, Saturday night).

STREAK SNAPPED — Dallas snaps a 10-game loss streak by tying New York, 31-31, at Yankee Stadium (Dec. 4)

1961: TRAINING STARTS — Rookies launch training at new campsite — St. Olaf College in Northfield, Minn. (July 9).

FIRST LEAGUE WIN — Scoring ten points in the final 56 seconds, the Cowboys score their first NFL victory, 27-24, over Pittsburgh in the '61 league opener in the Cotton Bowl. Allen Green's 27-yard field goal on the game's final play won it before 23,500 (Sept. 17).

1962: TRAINING STARTS — Team begins training at new campsite — Northern Michigan College in Marquette, Mich. (July 13).

PENALTY HISTORY — For the first time in anyone's memory in an NFL game, points were awarded for a penalty. The Cowboys were detected holding in the end zone on a 99-TD

- pass from LeBaron to Clarke, and Pittsburgh was awarded a safety. The Steelers eventually won, 30-28 (Sept. 23).
- 100-YARD FIRSTS** — Cowboys Amos Marsh returned a kickoff 101 yards and Mike Gaechter returned a pass interception 100 yards, both plays for fourth quarter TDs in a 41-19 win over Philadelphia in Dallas. It was the first time in NFL history that two 100-yard runs had been made in the same game, much less by the same team in the same quarter (Oct. 14).
- 1963: SHIFT TO KANSAS CITY** — The rival Dallas Texans of the AFL announce they are moving the franchise to Kansas City (Feb. 8).
- CALIFORNIA TRAINING SITE** — The Cowboys open training at California Lutheran College in Thousand Oaks, Calif. (July 12)
- HOWTON SETS RECORD** — Bill Howton broke Don Hutson's all-time receiving mark with a 14-yard catch against Washington (there). Hutson's record was 7,991 yards and the catch gave Howton an even 8,000 yards. (Sept. 29).
- ANOTHER HOWTON MARK** — Howton breaks another Hutson mark by catching his 490th NFL pass, against NY in Yankee Stadium (Oct. 20). Howton went on to stretch his career total to 503 for 8,459 yards during 1963, then retired.
- 1964: LANDRY CONTRACT** — With one year to go on his original contract, Tom Landry is signed to a ten-year extension, in effect giving him an 11-year pact, possibly the longest in major pro sports history (Feb. 5).
- 1965: NEELY AWARDED TO COWBOYS** — A U.S. District Court Judge ruled the contract of Oklahoma tackle Ralph Neely with Houston invalid. Neely had signed with Houston before the Gator Bowl game; Dallas signed Neely on Jan. 1 (June 22).
- FIRST SELLOUT** — An overflow crowd of 76,251 jams the Cotton Bowl for the Cleveland game, notching the team's first home sellout. Cleveland won, 24-17 (Nov. 21).
- 1966: PLAYOFF BOWL** — After defeating New York, 38-20, in the season finale (and winning five of their last seven games) to get into the Playoff Bowl at Miami, the Cowboys fall to Baltimore, 35-3 (Jan. 15).
- NEELY DECISION REVERSED** — U. S. Circuit Court of Appeals in Denver reverses District Court decision, awards tackle Ralph Neely to Houston (May 18).
- MERGER** — Peace comes to pro football with Cowboys GM Tex Schramm completing two months of negotiations with AFL's Lamar Hunt, resulting in merger of the two leagues under the NFL banner (June 8).
- SCHRAMM ELEVATED** — Texas E. Schramm, Vice-President

and General Manager of the Cowboys from the beginning, was named President of the club by owner Clint Murchison, Jr., who retained the title of Chairman of the Board.

1967: NEELY CASE SOLVED—Dallas and Houston reached agreement in the Ralph Neely case. Neely remained with Dallas with Houston receiving the Cowboys Nos. 1, 2 and two fifth place picks in the 1967 draft. (Nov. 17).

THE CHAMPIONSHIP—The Cowboys won their first championship, capturing the Eastern Conference title with a 10-3-1 record, but lost the NFL Championship Game to Green Bay, 34-27.



The Cowboys for the Eye

. . . . will be carried on a 28-station network of CBS affiliates, which cover Texas and parts of New Mexico, Arizona, Oklahoma and Arkansas. KRLD of Dallas will originate and feature Jack Buck on play-by-play and Eddie LeBaron on color.

The line-up: KRLD, Dallas; KGGM, Albuquerque, N.M.; KFDA, Amarillo; KTBC, Austin; KFDM, Beaumont; KWAB, Big Spring; KBTX, Bryan; KFDW, Clovis, N.M.; KZTV, Corpus Christi; KROD, El Paso; KGBT, Harlingen; KHOU, Houston; KGNS, Laredo; KFSA, Ft. Smith, Ark.; KWTY, Oklahoma City, Okla.; KLBK, Lubbock; KTRE, Lufkin; KOSA, Odessa; KOOL, Phoenix, Ariz.; KOTV, Tulsa, Okla.; KBIM, Roswell, N.M.; KCTV, San Angelo; KENS, San Antonio; KPAR, Sweetwater; KOLD, Tucson, Ariz.; KWTX, Waco; KAUZ, Wichita Falls; KBLU, Yuma, Ariz.

. . . . and the ear

. . . . which will be heard over 70 stations with Bill Mercer doing the play by play.

The line-up: KWKC-FM, Abilene; KPUR, Amarillo; KACT, Andrews; KRUN, Balinger; KBLT, Big Lake; KLVJ, Beaumont; KBST, Big Spring; KBAN, Bowie; KSTB, Breckenridge; KWHI & KWHI-FM, Brenham; KBWD, Brownwood; WTAW & WTAW-FM, Bryan; KGAS, Carthage; KDET, Center; KYMC, Colorado City; KCOM, Comanche; KEYS, Corpus Christi; KSIX, Corpus Christi; KAND, Corsicana; KERC, Eastland; KFJZ & KFJZ-FM, Fort Worth; KGTN, Georgetown; KSWA, Graham; KHBR, Hillsboro; KEBE, Jacksonville; KBEL, Idabel, Okla.; KERB, Kermit; KLEN & KLEN-FM, Killeen; KPET, Lamesa; KLUE & KLUE-FM, Longview; KMHT & KMHT-FM, Marshall; KBUS, Mexia; KNFM-FM, Midland; KMOO, Mineola; KORC, Mineral Wells; KVKM, Monahans; KIMP-FM, Mt. Pleasant; KEEE & KEEE-FM, Nacogdoches; KGNB, New Braunfels; KBZB, Odessa; KNET, Palestine; KPLT & KPLT-FM, Paris; KIUN, Pecos; KWFR & KWFR-FM, San Angelo; K TSA, San Antonio; KBUP, Shamrock; KRRY, Sherman; KDWT, Stamford; KSTV, Stephenville; KXOX, Sweetwater; KYLE-FM, Temple; KTER, Terrell; KTFS, Texarkana; KDOK & KDOK-FM, Tyler; KBGO, Waco; KNIN, Wichita Falls. KTRH, Special.

1967 DALLAS COWBOYS VETERAN ROSTER

No.	Name	Pos.	Hgt.	Wgt.	Yr. In		College
					Age	NFL	
66	Andrie, George	DE	6-7	250	27	6	Marquette
68	Boeke, Jim	T	6-5	260	28	8	Heidelberg
82	Clarke, Frank	TE	6-1	210	33	11	Colorado
77	Colvin, Jim	DT	6-2	245	29	8	Houston
53	Connelly, Mike	G-T	6-3	248	31	8	Utah State
45	Daniels, Dick	DB	5-9	180	22	2	U. of Pac. (Ore.)
26	Dial, Buddy	E	6-1	185	30	9	Rice
62	Donohue, Leon	G	6-4	245	28	6	San Jose State
52	Edwards, Dave	LB	6-1	228	27	5	Auburn
27	Gaechter, Mike	DB	6-0	190	27	6	Oregon
32	Garrison, Walt	FB	6-0	205	23	2	Oklahoma State
35	Gent, Pete	E	6-4	205	25	4	Michigan State
34	Green, Cornell	DB	6-3	208	27	6	Utah State
22	Hayes, Bob	E	5-11	185	24	3	Florida A&M
56	Hays, Harold	LB	6-2	225	28	5	Mississippi Southern
54	Howley, Chuck	LB	6-2	225	31	9	West Virginia
23	Johnson, Mike	DB	5-11	184	23	2	Kansas
55	Jordan, Lee Roy	LB	6-1	225	26	5	Alabama
74	Lilly, Bob	DT	6-5	260	28	7	TCU
72	Liscio, Tony	T	6-5	255	27	5	Tulsa
41	Livingston, Warren	DB	5-10	185	29	7	Arizona
51	Manders, Dave	C	6-2	250	26	4	Michigan State
17	Meredith, Don	QB	6-3	205	29	8	SMU
14	Morton, Craig	QB	6-4	215	24	3	California
73	Neely, Ralph	T	6-6	265	23	3	Oklahoma
76	Niland, John	G	6-3	245	23	2	Iowa
84	Norman, Pettis	TE	6-3	225	28	6	Johnson C. Smith
43	Perkins, Don	RB	5-10	200	29	7	New Mexico
75	Pugh, Jethro	DE	6-6	260	23	3	Elizabeth City St.
30	Reeves, Dan	RB	6-1	200	23	3	South Carolina
20	Renfro, Mel	DB	6-0	190	25	4	Oregon
19	Rentzel, Lance	FL	6-2	205	23	3	Oklahoma
13	Rhome, Jerry	QB	6-0	185	25	3	Tulsa
88	Ridgway, Colin	K	6-5	218	28	2	Lamar Tech
46	Shy, Les	RB	6-1	200	23	2	Long Beach State
24	Smith, J. D.	RB	6-1	205	35	12	North Carolina A&T
44	Steffen, Jim	DB	6-0	210	30	8	UCLA
71	Townes, Willie	DT	6-4	260	24	2	Tulsa
11	Villanueva, Danny	K	5-11	200	29	8	New Mexico State
57	Walker, Malcolm	T	6-4	250	24	2	Rice
65	Wilbur, John	DE-DT	6-3	240	24	2	Stanford

1967 DALLAS COWBOYS ROOKIE ROSTER

NAME	POS.	HGT.	WGT.	AGE	ACQUIRED	COLLEGE
Adams, George	LB	6-2	218	22	D17	Morehead State (Ky.)
Ahlin, Jerry	LB	6-4	215	22	FA	Idaho
Bacon, Coy	DE	6-4	270	24	FA	Jackson State
Baker, Terry	LB	6-3	225	23	FA	Utah
Baynham, Craig	E	6-1	200	23	D12 (66)	Georgia Tech
Bednarz, Robert	C	6-3	252	23	FA	Amer. Intl. College
Bishop, Larry	LB	6-3	225	22	FA	Univ. of Pac. (Calif.)
Bowden, Alex	QB	6-3	190	24	FA	Auburn
Bowen, Eugene	RB	5-8	210	22	D10	Tennessee A&I
Boyd, Tommy	G	6-3	250	23	D14	Tarleton State
Caston, Brent	DB	6-0	185	23	D21 (66)	Mississippi
Chichester, Justin	DB	6-2	185	22	FA	Furman University
Clark, Phil	DB	6-2	207	21	D3	Northwestern
Czubenko, Nick	DT	6-4	285	22	FA	Tulsa
Daniel, John	LB	6-2	215	22	FA	Idaho
Davis, Leavie	DB	6-4	210	24	D15	Ed Waters College
Denney, Austin	TE	6-2	230	23	D11 (66)	Tennessee
Deters, Harold	K	6-0	200	23	D12	North Carolina State
Dunlevy, Bob	E	6-4	209	23	D6 (66)	West Virginia
East, Ron	DT	6-4	245	24	FA	Montana State
Egresitz, Joe	LB	6-2	205	22	FA	Gettysburg College
Evans, Curtis	G	6-4	240	23	FA	Hillsdale
Frazier, Tom	LB	6-3	220	23	FA	Wyoming
Gartung, Mark	DT	6-5	245	23	D15 (66)	Oregon State Univ.
Hale, Jack	DT	6-6	275	21	FA	UCLA
Hardin, Jonathan	DT	6-4	260	25	FA	South Carolina State
Henry, Wylie	DB	5-10	186	23	FA	Hampton Institute
Hickson, James	DB	6-3	195	20	FA	South Carolina State
Hight, Bob	K	6-0	180	27	FA	Southern Illinois
Howard, Henry	DB	6-1	185	22	FA	Kansas State
Janiszewski, Jack	K	6-2	200	25	FA	Connecticut
Kenny, Ron	G	6-3	240	22	FA	Rutgers
Kerkian, Al	DE	6-6	235	22	D13	Akron
Knutson, Tom	LB	6-3	230	22	FA	Iowa
Laub, Steve	QB	6-1	190	22	D8	Illinois Wesleyan
Logan, James	DT	6-4	240	21	FA	Mansfield State (Pa.)
Mack, Albert	DB	6-1	195	24	FA	Benedict College
Mallory, Scott	DT	6-5	267	22	FA	Univ. of Pac. (Calif.)
Marker, Curtis	G	6-2	253	22	D4	Northern Michigan
Moore, Norman	FL	6-1	210	23	FA	Delaware State
Morgan, Byron	DB	6-3	212	23	D9	Findlay
Mullins, Basil	T	6-4	235	23	FA	Kentucky
Nelson, Tommy	LB	6-0	215	22	FA	Sul Ross
Newson, James	DB	6-1	193	22	FA	Washington State
Orr, Steve	DT	6-4	240	23	D18 (66)	Washington
Ostlund, Jack	DT	6-4	265	22	FA	Linfield College
Paulino, Carlos	K	5-9	174	24	FA	Faculdade De Direito
Pelkington, Robert	TE	6-6	260	25	FA	Xavier University
Percival, Mac	K	6-4	215	27	FA	Texas Tech
Pete, Kelly	DB	6-2	205	24	FA (66)	Wichita State
Pettitt, Ed	RB	5-10	205	24	FA	Tarleton State
Porter, Donald	E	6-2	187	22	FA	Norfolk State
Pyke, Frank	P	6-0	180	22	FA	Univ. of Indiana
Quinter, Bill	LB	6-2	230	25	FA	Indiana
Reed, James	DB	5-11	195	23	FA	Portland Community
Robinson, Art	E	6-0	208	24	D7 (66)	Florida A&M
Smith, Dick	E	6-0	205	23	FA (66)	Northwestern
Smith, James	FL	6-1	197	21	FA	Presbyterian College
Smith, Joe	RB	6-1	205	22	FA	Tennessee A&I
Somerall, Rick	DE	6-5	245	22	FA	Tennessee Tech
Stokes, Sims	E	6-1	198	23	D6	Northern Arizona
Summers, Gene	DB	6-4	210	24	FA	Northern Michigan
Versich, Collin	K	6-1	204	24	FA (65)	North Dakota
White, Jon	P	6-2	188	23	FA	Southwest Texas State
Whitfield, Argle	DE	6-3	240	24	FA	Elizabeth City State
Wilson, Bob	FL	6-3	205	21	FA	Wichita
Wright, Rayfield	DE	6-7	235	22	D7	Fort Valley State
Zupke, Thomas	K	6-3	225	23	FA	Kent State

Cowboys on the Road

(Team and Publicist's Itinerary)

(Subject to Change)

- LOS ANGELES** (Sat., Aug. 12, 8:05 p.m. PDT)—Arrive at game site via bus from Thousand Oaks training camp; return to training camp right after game.
Publicist—Available upon request, but will work from Thousand Oaks. (Phone 805-495-0418)
- SAN FRANCISCO** (Sun., Aug. 20, 1:05 p.m. PDT)—Arrive, after breaking camp, by United charter Sat. afternoon, stay in Jack Tar (Phone: 415-776-8200). Return by Braniff charter right after game. (Game marks end of road training camp at Thousand Oaks).
Publicist—Arrives Tuesday at Jack Tar.
- HOUSTON** (Sat., Sept. 2, 8:05 p.m. CDT)—Arrive by Braniff charter Sat., stay in Sheraton-Lincoln (Phone: 713-CA 4-9041). Return right after game.
Publicist—Arrives Tuesday at Sheraton-Lincoln.
- CLEVELAND** (Sun., Sept. 17, 1:35 p.m. EDT)—Arrive by Braniff charter Sat., stay in Hollenden House (Phone: 216-861-4100). Return right after game.
Publicist—Arrives Tuesday at Hollenden House.
- WASHINGTON** (Sun., Oct. 8, 1:35 p.m. EDT)—Arrive by Braniff charter Sat., stay in Dupont Plaza (Phone: 202-HU 3-6000). Return right after game.
Publicist—Arrives Tuesday at Dupont Plaza.
- PITTSBURGH** (Sun., Oct. 22, 1:35 p.m. EDT)—Arrive by Braniff charter Sat., stay in Pittsburgh Hilton (Phone: 412-391-(4600). Return right after game.
Publicist—Arrives Tuesday at Pittsburgh Hilton.
- PHILADELPHIA** (Sun., Oct. 29, 1:35 p.m. EDT)—Arrive by Braniff charter Sat., stay in Sheraton (Phone: 215-LO 8-3300). Return right after game.
Publicist—Arrives Tuesday at Sheraton.
- NEW ORLEANS** (Sun., Nov. 12, 1:35 p.m. CST)—Arrive by Braniff charter Sat., stay in Roosevelt (Phone: 504-529-7111). Return right after game.
Publicist—Arrives Tuesday at Roosevelt.
- BALTIMORE** (Sun., Dec. 3, 2:05 p.m. EST)—Arrive by Braniff charter Sat., stay in Holiday Inn (Phone: 301-685-3500). Return right after game.
Publicist—Arrives Tuesday at Holiday Inn.
- SAN FRANCISCO** (Sat., Dec. 16, 1:05 p.m. PST)—Arrive by Braniff charter Fri., stay in Jack Tar (Phone: 415-776-8200). Return right after game.
Publicist—Arrives Tuesday at Jack Tar.

COWBOYS OPPONENTS

CLEVELAND BROWNS

Sept. 17 at Cleveland

Municipal Stadium
Tower B

Cleveland, Ohio 44114

President — Arthur B. Modell

Publicity — Nate Wallack

Office Phone — TO 1-3400 (216)

Home Phone — 464-1685 (216)

Colors — Seal Brown, Orange trim,
White with Silver

Municipal Stadium 77,096 Cap.



COLLIER



RYAN

1966 Record — Won 9, Lost 5; All-Time Record — Won 151, Lost 59, Tied 6.

Coaching Staff — Blanton Collier (fifth year), Howard Brinker, Fritz Heisler, Dub Jones, Bob Nussbaumer, Nick Skorich, Ed Ulinski.

— SERIES HISTORY —

Year	Site	Winner-Score	Att.	Year	Site	Winner-Score	Att.
1960	Dallas	Cle., 48-7	28,500	1963	Cleve.	Cleve., 27-17	55,096
1961	Cleve.	Cleve., 25-7	43,638	1964	Cleve.	Cleve., 27-6	72,062
1961	Dallas	Cleve., 38-17	23,500	1964	Dallas	Cleve., 20-16	37,456
1962	Cleve.	Cleve., 19-10	44,040	1965	Cleve.	Cleve., 23-17	80,451
1962	Dallas	Dallas, 45-21	24,226	1965	Dallas	Cleve., 24-17	76,251
1963	Dallas	Cleve., 41-24	28,710	1966	Cleve.	Cleve., 30-21	84,721
				1966	Dallas	Dallas, 26-14	80,259

1966 Results (9-5)

38	Washington	14
20	°Green Bay	21
28	°St. Louis	34
28	New York	7
41	°Pittsburgh	10
30	°Dallas	21
49	Atlanta	17
6	Pittsburgh	16
27	°Philadelphia	7
14	°Washington	3
14	Dallas	26
49	°New York	40
21	Philadelphia	33
38	St. Louis	10
403	TOTALS	259

1967 Schedule

(Home games start at 1:30 p.m.)

Sept. 17	—Dallas
Sept. 24	—@ Detroit
Oct. 1	—@ N. Or.
Oct. 7	—Pittsburgh*
Oct. 15	—St. Louis
Oct. 22	—Chicago
Oct. 29	—@ N. Y.
Nov. 5	—@ Pitts.
Nov. 12	—G.B. (Mil.)
Nov. 19	—Minnesota
Nov. 26	—Wash.
Dec. 3	—New York
Dec. 10	—@ St. L.
Dec. 17	—@ Phila.
*8 p.m. kickoff	

1966 Team Leaders

Rushing—Leroy Kelly, 1141 yards on 209 carries for 5.5 avg., 15 TDs; Ernie Green, 750 yards on 144 carries for 5.2 avg., 3 TDs; Frank Ryan, 156 yards on 36 carries for 4.3 avg., 0 TDs.

Passing—Frank Ryan, 200 of 382 for 2974 yards, 29 TDs, 14 interceptions; Jim Ninowski, 11 of 18 for 175 yards, 4 TDs, 1 interception.

Receiving—Gary Collins, 56 for 946 yards, 12 TDs; Ernie Green, 45 for 445 yards, 6 TDs; Paul Warfield, 36 for 741 yards, 5 TDs; Leroy Kelly, 32 for 366 yards, 1 TD.

COWBOYS OPPONENTS

NEW YORK GIANTS

Sept. 24 at Dallas

Coliseum Tower
10 Columbus Circle
New York, N.Y. 10019

Gen. Mgr. — Raymond J. Walsh

Publicity — Don Smith

Office Phone — JU 2-7272 (212)

Home Phone — 886-2720 (212)

Colors — Red, White and Blue

Yankee Stadium 64,000 Cap.



SHERMAN

TARKENTON

1966 Record — Won 1, Lost 12; All-Time Record — Won 292, Lost 185, Tied 29.

Coaching Staff — Al Sherman (seventh year), Ken Kavanaugh, Alex Webster, Jim Trimble, Rosey Brown, Harland Svare, Emlen Tunnell.

— SERIES HISTORY —

Year	Site	Winner-Score	Att.	Year	Site	Winner-Score	Att.
1960	New York	Tie, 31-31	55,033	1963	Dallas	New York, 34-27	29,635
1961	Dallas	New York, 31-10	41,500	1964	Dallas	Tie, 13-13	33,224
1961	New York	Dallas, 17-16	60,254	1964	New York	Dallas, 31-21	63,031
1962	Dallas	New York, 41-10	45,668	1965	Dallas	Dallas, 31-2	59,366
1962	New York	New York, 41-31	62,694	1965	New York	Dallas, 38-20	62,871
1963	New York	New York, 37-21	62,889	1966	Dallas	Dallas, 52-7	60,010
				1966	New York	Dallas, 17-7	62,735

1966 Results
(1-12-1)

34	Pittsburgh	34
7	Dallas	52
17	Philadelphia	35
7	*Cleveland	28
19	St. Louis	24
13	*Washington	10
3	*Philadelphia	31
17	*St. Louis	20
14	Los Angeles	55
16	*Atlanta	27
41	Washington	72
40	Cleveland	49
28	*Pittsburgh	47
7	*Dallas	17
263	TOTALS	501

1967 Schedule

(Home games start at 1:30 p.m.)
 Sept. 17—@ St. L.
 Sept. 24—@ Dallas
 Oct. 1—@ Wash.
 Oct. 8—N. Orl.
 Oct. 15—@ Pitts.
 Oct. 22—Green Bay
 Oct. 29—Cleveland
 Nov. 5—@ Minn.
 Nov. 12—@ Chicago
 Nov. 19—Pittsburgh
 Nov. 26—Phila.
 Dec. 3—@ Cleve.
 Dec. 10—Detroit
 Dec. 17—St. Louis

1966 Team Leaders

Rushing—Chuck Mercein, 327 yards on 94 carries, 3.5 avg., 0 TDs; Joe Morrison, 275 yards on 67 carries, 4.1 avg., 2 TDs; Allan Jacobs, 273 yards on 77 carries, 3.5 avg., 1 TD.

Passing—Earl Morrall, 71 of 151 for 1105 yards, 7 TDs, 12 interceptions; Gary Wood, 81 of 170 for 1142 yards, 6 TDs, 13 interceptions; Tom Kennedy, 55 of 100 for 748 yards, 7 TDs, 6 interceptions. (Fran Tarkenton at Minnesota, 192 of 358 for 2561 yards, 17 TDs, 16 interceptions).

Receiving—Homer Jones, 48 for 1044 yards, 8 TDs; Joe Morrison, 46 for 724 yards, 6 TDs; Aaron Thomas, 43 for 683 yards, 4 TDs.

COWBOYS OPPONENTS

LOS ANGELES RAMS

Oct. 1 at Dallas

7813 Beverly Blvd.
Los Angeles, Calif. 90036

President — Daniel F. Reeves

Publicity — Jack Teele

Office Phone — WE 3-8291 (213)

Home Phone — GE 1-2841 (213)

Colors — Royal Blue and White

Memorial Coliseum 72,000 Cap.



ALLEN



BASS

1966 Record — Won 8, Lost 6; All-Time Record — Won 73, Lost 46, Tied 3.

Coaching Staff — George Allen (second year) Ray Prochaska, Ted Marchibroda, Howard Schnellenberger, Tom Catlin, Jack Patera, Jr. Sullivan.

— SERIES HISTORY —

Year	Site	Winner-Score	Att.
1960	Dallas	Los. Ang., 38-13	16,000
1962	Los Ang.	Dallas, 27-17	26,907

1966 Results (8-6)

19	Atlanta	14
31	*Chicago	17
13	Green Bay	24
34	*S. Fran.	3
14	Detroit	7
7	Minnesota	35
10	Chicago	17
3	*Baltimore	17
13	S. Fran.	21
55	*New York	14
21	*Minnesota	6
23	Baltimore	7
23	*Detroit	3
23	*Green Bay	27
289	TOTALS	212

1967 Schedule

(Home games start at 1 p.m.)

Sept. 17	@ N. Orl.
Sept. 22	—Minn.*
Oct. 1	@ Dallas
Oct. 8	—S. Fran.
Oct. 15	@ Balt.
Oct. 22	—Wash.
Oct. 29	@ Chicago
Nov. 5	—@ S. Fran.
Nov. 12	—Phila.
Nov. 19	@ Atlanta
Nov. 23	@ Detroit
Dec. 3	—Atlanta
Dec. 9	—Green Bay
Dec. 17	—Baltimore

*8:00 p.m. kickoff

1966 Team Leaders

Rushing—Dick Bass, 1090 yards on 248 carries, 4.4 avg., 8 TDs; Tom Moore, 272 yards on 104 carries, 2.6 avg., 1 TD; Roman Gabriel, 176 yards on 52 carries, 3.4 avg., 3 TDs.

Passing—Roman Gabriel, 217 of 397 for 2540 yards, 10 TDs, 16 interceptions; Bill Munson, 30 of 50 for 284 yards, 2 TDs, 1 interception.

Receiving—Tom Moore, 60 for 433 yards, 3 TDs; Tommy McDonald, 55 for 714 yards, 2 TDs; Jack Snow, 34 for 634 yards, 3 TDs.

COWBOYS OPPONENTS

WASHINGTON REDSKINS

Oct. 8 at Washington

Nov. 9 at Dallas

Conn. Ave. at L St., N.W.

Washington, D.C. 20036

President — Ed Bennett Williams

Publicity — Joe F. Blair

Office Phone — 296-1456 (202)

Home Phone — WA 7-0479 (301)

Colors — Burgundy and Old Gold

D.C. Stadium 50,000 Cap.



GRAHAM

JURGENSEN

1966 Record — Won 7, Lost 7; All-Time Record — Won 164 Lost 177, Tied 15.

Coaching Staff — Otto Graham (second year), Mike McCormack, Don Doll, Ray Renfro, Ed Hughes, Mike Scarry.

— SERIES HISTORY —

Year	Site	Winner-Score	Att.	Year	Site	Winner-Score	Att.
1960	Dallas	Wash., 26-14	21,142	1963	Dallas	Dallas, 35-20	18,838
1961	Dallas	Tie, 28-28	17,500	1964	Dallas	Dallas, 24-18	25,158
1961	Wash.	Wash., 34-24	21,451	1964	Wash.	Wash., 28-16	49,219
1962	Dallas	Tie, 35-35	15,730	1965	Dallas	Dallas, 27-7	61,577
1962	Wash.	Dallas, 38-10	49,888	1965	Wash.	Wash., 34-31	50,205
1963	Wash.	Wash., 21-17	40,101	1966	Wash.,	Dallas, 31-30	50,927
				1966	Dallas	Wash., 34-31	64,198

1966 Results (7-7)

14	°Cleveland	38
7	St. Louis	23
33	Pittsburgh	27
24	°Pittsburgh	10
33	°Atlanta	20
10	New York	13
26	°St. Louis	20
27	Philadelphia	13
10	Baltimore	37
30	°Dallas	31
3	Cleveland	14
72	°New York	41
34	Dallas	31
28	°Philadelphia	37
351	TOTALS	355

1967 Schedule

(Home games start at 1:15 p.m.)
Sept. 17—@ Phila.
Sept. 24—@ N. Or.
Oct. 1—New York°
Oct. 8—Dallas°
Oct. 15—@ Atlanta
Oct. 22—@ L. A.
Oct. 29—Baltimore°
Nov. 5—St. Louis
Nov. 12—S. Fran.
Nov. 19—@ Dallas
Nov. 26—@ Cleve.
Dec. 3—Phila.
Dec. 10—@ Pitts.
Dec. 17—N. Or.
°1:30 p.m. kickoff.

1966 Team Leaders

Rushing—A. D. Whitfield, 472 yards on 93 carries, 5.1 avg., 2 TDs; Charley Taylor, 262 yards on 87 carries, 3.0 avg., 3 TDs; Steve Thurlow, 260 yards on 80 carries, 3.3 avg., 0 TDs; Joe Don Looney, 220 yards on 63 carries, 3.5 avg., 4 TDs.

Passing—Sonny Jurgensen, 254 of 436 for 3209 yards, 28 TDs, 19 interceptions; Dick Shiner, 0 of 5 for 0 yards, 1 interception.

Receiving—Charley Taylor, 72 for 1119 yards, 12 TDs; Bobby Mitchell, 58 for 905 yards, 9 TDs; Jerry Smith, 54 for 686 yards, 6 TDs.

COWBOYS OPPONENTS

NEW ORLEANS SAINTS

Oct. 15 at Dallas

Nov. 12 at New Orleans

Tulane Stadium

615 Howard Avenue

New Orleans, La. 70130

President—John W. Mecom, Jr.

Publicity—Donald R. Smith

Telephone—524-1421 (504)

Colors — White, Black, Old Gold

Tulane Stadium 82,000 Cap.

Coaching Staff—Tom Fears, George Dickson, Walt Yowarsky, Bob Shaw, Jack Faulkner, Ed Khayat, John West.



FEARS



HORNUNG

SAINTS SELECTIONS FROM NFL CLUBS

BALTIMORE—Jackie Burkett, LB; Steve Stonebreaker, LB; Ted Davis, LB.

CHICAGO—Riley Mattson, T; Brian Schweda, DE; Dave Whitsell, DB.

CLEVELAND—Walter Roberts, FL; Jim Battle, T; John Morrow, C.

DALLAS—Bill Sandeman, T; Larry Stephens, DT; Obert Logan, DB.

DETROIT—Willie Walker, E; Bill Cody, LB; Bobby Lee Smith, DB.

GREEN BAY—Paul Hornung, RB; Phil Vandersea, LB; Bill Curry, C.

LOS ANGELES—Joe Wendryhoski, C; Earl Leggett, DT; Steve Heckard, FL.

MINNESOTA—Tom Hall, FL; Mike Tilleman, DT; George Rose, DB.

NEW YORK—Jim Garcia, DE; Bob Scholtz, T; Gary Wood, QB.

PHILADELPHIA—Ray Rissmiller, T; Dave Cahill, DE; Fred Whittingham, LB.

PITTSBURGH—Jerry Simmons, E; Bob Smith, RB; Charlie Bradshaw, T.

ST. LOUIS—Ray Ogden, TE; Jimmy Heidel, DB; Dave Simmons, LB.

SAN FRANCISCO—Kent Kramer, TE; Bill Kilmer, QB; Elbert Kimbrough, DB.

WASHINGTON—Don Croffcheck, G; Jake Kupp, G; Tom Barrington, RB.

Stat Leaders from Player Pool

Rushing—Jim Taylor, 705 yards on 204 carries, 3.5 avg., 4 TDs; Hornung, 200 yards on 76 carries, 2.6 avg., 2 TDs; Wood, 196 yards on 28 carries, 7.0 avg., 3 TDs; B. Smith, 93 yards on 24 carries, 3.9 avg., 0 TD.

Passing—Wood, 81 of 170 for 1142 yards, 6 TDs, 13 interceptions; Kilmer, 5 of 16 for 84 yards, 0 TD, 1 interception; (Gary Cuozzo at Baltimore, 26 of 50 for 424 yards, 4 TDs, 2 interceptions).

Receiving—Jim Taylor, 41 for 331 yards, 2 TDs; Hall, 23 for 271 yards, 2 TDs; Hornung, 14 for 192 yards, 3 TDs; Heckard, 5 for 102 yards, 0 TD.

1967 Schedule
(Home games start
at 1:30 p.m.)

Sept. 17—L. A.
Sept. 24—Wash.
Oct. 1—Cleveland
Oct. 8—@ N. Y.
Oct. 15—@ Dallas
Oct. 22—@ S. F.
Oct. 29—Pitts.
Nov. 5—Phila.
Nov. 12—Dallas
Nov. 19—@ Phila.
Nov. 26—Atlanta
Dec. 3—@ St. Louis
Dec. 10—@ Balt.
Dec. 17—@ Wash.

COWBOYS OPPONENTS

PITTSBURGH STEELERS

Oct. 22 at Pittsburgh

**Hotel Roosevelt
139 Sixth St.
Pittsburgh, Pa. 15222**

**President — Arthur J. Rooney
Publicity — Ed Kiely**

**Office Phone — 391-1200 (412)
Home Phone — 362-2835 (412)**

Colors — Black and Gold

Pitt Stadium 54,500 Cap.



AUSTIN



NELSEN

1966 Record — Won 5, Lost 8, Tied 1; All-Time Record — Won 205, Lost 305, Tied 30.

Coaching Staff — Bill Austin (second year), Lavern Torgeson, Leon McLaughlin, Tom Fletcher, Don Heinrich, Hugh Taylor.

— SERIES HISTORY —

Year	Site	Winner-Score	Att.	Year	Site	Winner-Score	Att.
1960	Dallas	Pitts., 35-28	30,000	1963	Dallas	Pitts., 24-19	24,136
1961	Dallas	Dallas, 27-24	23,500	1964	Pitts.	Pitts., 23-17	35,594
1961	Pitts.	Pitts., 37-7	17,519	1964	Dallas	Dallas, 17-14	35,271
1962	Dallas	Pitts., 30-28	19,478	1965	Pitts.	Pitts., 22-13	37,804
1962	Pitts.	Dallas, 42-27	23,106	1965	Dallas	Dallas, 24-17	57,293
1963	Pitts.	Pitts., 27-21	19,047	1966	Dallas	Dallas, 52-21	58,453
				1966	Pitts.,	Dallas, 20-7	42,185

1966 Results (5-8-1)

34	°New York	34
17	°Detroit	3
27	°Washington	33
10	Washington	24
10	Cleveland	41
14	°Philadelphia	31
21	Dallas	52
16	°Cleveland	6
30	°St. Louis	9
7	°Dallas	20
3	St. Louis	6
23	Philadelphia	27
47	New York	28
57	Atlanta	33
316	TOTALS	347

1967 Schedule

(Home games start at 1:30 p.m.)

Sept. 17	—Chicago
Sept. 24	—St. Louis
Oct. 1	—@ Phila.
Oct. 7	—@ Cleveland
Oct. 15	—New York
Oct. 22	—Dallas
Oct. 29	—@ N. Orl.
Nov. 5	—Cleveland
Nov. 12	—@ St. L.
Nov. 19	—@ N. Y.
Nov. 26	—Minnesota
Dec. 3	—@ Detroit
Dec. 10	—Washington
Dec. 17	—@ G. B.

1966 Team Leaders

Rushing—Bill Asbury, 544 yards on 169 carries, 3.2 avg., 7 TDs; Dick Hoak, 212 yards on 81 carries, 2.6 avg., 1 TD; Jim Butler, 114 yards on 46 carries, 2.5 avg., 2 TDs.

Passing—Ron Smith, 79 of 181 for 1249 yards, 8 TDs, 12 interceptions; Bill Nelsen, 63 of 112 for 1122 yards, 7 TDs, 1 interception.

Receiving—John Hilton, 46 for 603 yards, 4 TDs; Gary Ballman, 41 for 663 yards, 5 TDs; Roy Jefferson, 32 for 772 yards, 4 TDs.

COWBOYS OPPONENTS

PHILADELPHIA EAGLES

Oct. 29 at Philadelphia

Dec. 10 at Dallas

30th and Market Sts.

Philadelphia, Penna. 19104

President — Jerry Wolman

Publicity — Jim Gallagher

Office Phone — EV 2-5000 (215)

Home Phone — 279-7989 (215)

Colors — Kelly Green and White

Franklin Field 60,658 Cap.



KUHARICH



SNEAD

1966 Record — Won 9, Lost 5; All-Time Record — Won 176, Lost 215, Tied 16.

Coaching Staff — Joe Kuharich (fourth year), Herman Ball, Fred Bruney, Dick Evans, Mike Nixon, Dick Stanfel.

— SERIES HISTORY —

Year	Site	Winner-Score	Att.	Year	Site	Winner-Score	Att.
1960	Dallas	Phil., 27-25	18,500	1963	Dallas	Dallas, 27-20	23,694
1961	Dallas	Phil., 43-7	25,000	1964	Dallas	Phil., 17-14	55,972
1961	Phil.	Phil., 35-13	60,127	1964	Phil.	Phil., 24-14	60,671
1962	Dallas	Dallas, 41-19	18,645	1965	Dallas	Phil., 35-24	56,249
1962	Phil.	Phil., 28-14	58,070	1965	Phil.	Dallas, 21-19	54,714
1963	Phil.	Phil., 24-21	60,671	1966	Dallas	Dallas, 56-7	69,372
				1966	Phil.	Phil., 24-23	60,658

1966 Team Leaders

Rushing—Timmy Brown, 548 yards on 161 carries, 3.4 avg., 3 TDs; Earl Gros, 396 yards on 102 carries, 3.9 avg., 7 TDs; Tom Woodeshick, 330 yards on 85 carries, 3.9 avg., 4 TDs; Israel Lang, 239 yards on 52 carries, 1 TD.

Passing—Norman Sneed, 103 of 226 for 1275 yards, 8 TDs, 11 interceptions; King Hill, 53 of 97 for 571 yards, 5 TDs, 7 interceptions; Jack Concannon, 21 of 51 for 262 yards, 1 TD, 4 interceptions.

Receiving—Pete Retzlaff, 40 for 653 yards, 6 TDs; Timmy Brown, 33 for 371 yards, 3 TDs; Fred Hill, 29 for 304 yards, 0 TDs.

1966 Results (9-5)			1967 Schedule		
13	St. Louis	16	(Home games start at 1:30 p.m.)		
23	Atlanta	10	Sept. 17—Wash.		
35	New York	17	Sept. 24—Baltimore		
10	St. Louis	41	Oct. 1—Pittsburgh		
7	Dallas	56	Oct. 8—@ Atlanta		
31	Pittsburgh	14	Oct. 15—S. Fran.		
31	New York	3	Oct. 22—@ St. L.		
13	Washington	27	Oct. 29—Dallas		
24	Dallas	23	Nov. 5—@ N. Orl.		
7	Cleveland	27	Nov. 12—@ L. A.		
35	S. Fran.	34	Nov. 19—N. Orl.*		
27	Pittsburgh	23	Nov. 26—@ N. Y.		
33	Cleveland	21	Dec. 3—@ Wash.		
37	Washington	28	Dec. 10—@ Dallas		
			Dec. 17—Cleveland*		
326	TOTALS	340	*1:15 p.m. kickoff . .		

COWBOYS OPPONENTS

ATLANTA FALCONS

Nov. 5 at Dallas

Atlanta Stadium

**521 Capitol Ave., S.W.
Atlanta, Georgia 30312**

**President — Rankin Smith
Publicity — Jan Van Duser**

**Office Phone — 688-8684 (404)
Home Phone — 289-8413 (404)**

**Colors — Red, Black, White,
Old Gold**

Atlanta Stadium 58,850 Cap.



HECKER



NOBIS

1966 Record — Won 3, Lost 11.

Coaching Staff — Norb Hecker (second year), Hal Herring, John Symank, Brad Ecklund, Lew Carpenter, Bill Crutchfield, Bob Fry.

— SERIES HISTORY —

Year	Site	Winner-Score	Att.
1966	Atlanta	Dallas, 47-14	56,990

1966 Results (3-11)

14	*Los Angeles	19
10	Philadelphia	23
10	Detroit	28
14	*Dallas	47
20	Washington	33
7	*S. Fran.	44
3	G. B. (Mil.)	56
17	*Cleveland	49
7	*Baltimore	19
27	New York	16
6	Chicago	23
20	Minnesota	13
16	*St. Louis	10
33	*Pittsburgh	57
204	TOTALS	437

1967 Schedule

(Home games start at 1:30 p.m.)

Sept. 17	@ Balt.
Sept. 24	@ S. F.
Oct. 1	G. B. (Mil.)
Oct. 8	Phila.
Oct. 15	Wash.
Oct. 22	@ Detroit
Oct. 29	Minnesota
Nov. 5	@ Dallas
Nov. 12	Balt.
Nov. 19	Los Angeles
Nov. 26	@ N. Orl.
Dec. 3	@ L. A.
Dec. 10	S. Fran.
Dec. 17	Chicago

1966 Team Leaders

Rushing—Junior Coffey, 722 yards on 199 carries, 3.6 avg., 4 TDs; Ernie Wheelwright, 458 yards on 121 carries, 3.8 avg., 3 TDs; Randy Johnson, 142 yards on 35 carries, 4.1 avg., 4 TDs.

Passing—Randy Johnson, 129 of 295 for 1795 yards, 12 TDs, 21 interceptions; Dennis Claridge, 40 of 70 for 471 yards, 2 TDs, 2 interceptions; Steve Sloan, 6 of 13 for 96 yards, 0 TDs, 2 interceptions.

Receiving—Alex Hawkins, 44 for 661 yards, 2 TDs; Billy Martin, 29 for 330 yards, 0 TDs; Vern Burke, 28 for 348 yards, 1 TD.

COWBOYS OPPONENTS

ST. LOUIS CARDINALS

Nov. 23 at Dallas

200 Stadium Plaza

St. Louis, Mo. 63102

President — Charles W. Bidwill, Jr.


Publicity Director — Joe Pollack

Office Phone — GA 1-0777 (314)

Home Phone — JE 5-3321 (314)

Colors — Cardinal Red and White

Busch Stadium 49,818 Cap.



WINNER

JOHNSON

1966 Record — Won 8, Lost 5, Tied 1; All-Time Record — Won 208 Lost 289, Tied 29.

Coaching Staff — Charley Winner (second year), Jim Champion, Chuck Drulis, Rick Forzano, Red Miller, Fran Polsfoot, Don Shroyer, Abe Stuber, Harry Gilmer.

— SERIES HISTORY —

Year	Site	Winner-Score	Att.	Year	Site	Winner-Score	Att.
1960	St. Louis	St. Louis, 12-10	23,128	1963	St. Louis	Dallas, 28-24	12,695
1961	Dallas	St. Louis, 31-17	20,500	1964	Dallas	St. Louis, 16-6	36,605
1961	St. Louis	St. Louis, 31-13	15,384	1964	St. Louis	Dallas, 31-13	28,253
1962	Dallas	St. Louis, 28-24	16,027	1965	St. Louis	St. Louis, 20-13	32,034
1962	St. Louis	St. Louis, 52-20	14,201	1965	Dallas	Dallas, 27-13	38,499
1963	Dallas	St. Louis, 34-7	36,432	1966	St. Louis	Tie, 10-10	50,673
				1966	Dallas	Dallas, 31-17	76,965

1966 Results (8-5-1)

16	°Philadelphia	13
23	°Washington	7
34	Cleveland	28
41	Philadelphia	10
24	°New York	19
10	°Dallas	10
20	Washington	26
24	°Chicago	17
20	New York	17
9	Pittsburgh	30
6	°Pittsburgh	3
17	Dallas	31
10	Atlanta	16
10	°Cleveland	38
264	TOTALS	265

1967 Schedule

(Home games start at 1:00 p.m.)
 Sept. 17—New York
 Sept. 24—@ Pitts.
 Oct. 1—Detroit
 Oct. 8—@ Minn.
 Oct. 15—@ Cleve.
 Oct. 22—Phila.
 Oct. 30—Green Bay°
 Nov. 5—@ Wash.
 Nov. 12—Pittsburgh
 Nov. 19—@ Chicago
 Nov. 23—@ Dallas
 Dec. 3—N. Orl.
 Dec. 10—Cleve.°°
 Dec. 17—@ N. Y.
 °8:30 p.m. kickoff.
 °°3:00 p.m. kickoff.

1966 Team Leaders

Rushing—Johnny Roland, 695 yards on 192 carries, 3.6 avg., 5 TDs; Prentice Gault, 370 yards on 110 carries, 3.4 avg., 1 TD; Willis Crenshaw, 360 yards on 94 carries, 3.8 avg., 0 TDs.

Passing—Charley Johnson, 103 of 205 for 1334 yards, 10 TDs, 11 interceptions; Terry Nofsinger, 68 of 162 for 799 yards, 2 TDs, 8 interceptions.

Receiving—Jackie Smith, 45 for 810 yards, 3 TDs; Bobby Joe Conrad, 34 for 388 yards, 2 TDs; Billy Gambrell, 24 for 409 yards, 5 TDs.

COWBOYS OPPONENTS

BALTIMORE COLTS

Dec. 3 at Baltimore

600 North Howard
Baltimore, Md. 21201

President — Carroll D. Rosenbloom
Publicity — Jim Walker

Office Phone — 685-6400 (301)
Home Phone — 665-6438 (301)

Colors — Royal Blue, White and Silver

Memorial Stadium 60,238 Cap.



SHULA



UNITAS

1966 Record — Won 9, Lost 5; All-Time Record — Won 102, Lost 88, Tied 2.

Coaching Staff — Don Shula (fifth year), Don McCafferty, John Sandusky, Dick Bielski, Bill Arnsperger, Chuck Noll.

— SERIES HISTORY —

Year	Site	Winner-Score	Att.
1960,	Dallas	Balti., 45-7	25,500

1966 Results (9-5)

3	G. B. (Mil.)	24
38	Minnesota	23
36	*S. Fran.	14
17	Chicago	27
45	*Detroit	14
20	*Minnesota	17
17	Los Angeles	3
37	*Washington	10
19	Atlanta	7
14	Detroit	20
7	*Los Angeles	23
21	*Chicago	16
10	*Green Bay	14
30	S. Fran.	14
314	TOTALS	226

1967 Schedule

(Home games start at 2:00 p.m.)

Sept. 17	—Atlanta
Sept. 24	—@ Phila.
Oct. 1	—S. Fran.
Oct. 8	—@ Chicago
Oct. 15	—L. A.
Oct. 22	—@ Minn.
Oct. 29	—@ Wash.
Nov. 5	—Green Bay
Nov. 12	—@ Atlanta
Nov. 19	—Detroit
Nov. 26	—@ S. F.
Dec. 3	—Dallas
Dec. 10	—N. Orl.
Dec. 17	—@ L. A.

1966 Team Leaders

Rushing—Tony Lorick, 524 yards on 143 carries, 3.7 avg., 3 TDs; Jerry Hill, 395 yards on 104 carries, 3.8 avg., 0 TDs; Tom Matfe, 381 yards on 86 carries, 4.4 avg., 0 TDs.

Passing—Johnny Unitas, 195 of 348 for 2748 yards, 22 TDs, 24 interceptions; Gary Cuozzo, 26 of 50 for 424 yards, 4 TDs, 2 interceptions.

Receiving—Raymond Berry, 56 for 786 yards, 7 TDs; John Mackey, 50 for 829 yards, 9 TDs; Jimmy Orr, 37 for 618 yards, 3 TDs.

COWBOYS OPPONENTS

SAN FRANCISCO FORTY NINERS

Dec. 16 at San Francisco

1255 Post St., Suite 300

San Francisco, Calif. 94109

General Manager — Lou Spadia

Publicity — George McFadden

Office Phone — PR 1-1149 (415)

Home Phone — 593-2744 (415)

Colors — Forty Niner Gold and
Scarlet

Kezar Stadium 59,000 Cap.



CHRISTIANSEN



BRODIE

1966 Record — Won 6, Lost 6, Tied 2: All-Time Record — Won 146, Lost 127, Tied 11.

Coaching Staff — Jack Christiansen (fifth year), Bill Johnson, Billy Wilson, Y. A. Tittle, Dick Voris, Jim Shofner, Dan Colchico.

— SERIES HISTORY —

Year	Site	Winner-Score	Att.	Year	Site	Winner-Score	Att.
1960	Dallas	San Fran., 26-14	10,000	1965	Dallas	Dallas, 39-31	39,677
1963	San Fran.	San Fran., 31-24	29,563				

1966 Results (6-6-2)

20	*Minnesota	20
14	Baltimore	36
3	Los Angeles	34
21	*Green Bay	20
44	Atlanta	7
27	*Detroit	24
3	Minnesota	28
21	*Los Angeles	13
30	Chicago	30
34	*Philadelphia	35
41	Detroit	14
7	G. B. (Mil.)	20
41	*Chicago	14
14	*Baltimore	30
320	TOTALS	325

1967 Schedule

(Home games start at 1 p.m.)

Sept. 17	@ Minn.
Sept. 24	Atlanta
Oct. 1	@ Balt.
Oct. 8	@ L. A.
Oct. 15	@ Phila.
Oct. 22	N. Or.
Oct. 29	Detroit
Nov. 5	L. A.
Nov. 12	@ Wash.
Nov. 19	@ G. B.
Nov. 26	Balt.
Dec. 3	Chicago
Dec. 10	@ Atlanta
Dec. 16	Dallas

1966 Team Leaders

Rushing—Ken Willard, 763 yards on 191 carries, 4.0 avg., 5 TDs; John David Crow, 447 yards on 121 carries, 3.9 avg., 1 TD; Dave Kopay, 204 yards on 47 carries, 4.3 avg., 1 TD.

Passing—John Brodie, 232 of 427 for 2810 yards, 16 TDs, 22 interceptions; George Mira, 22 of 53 for 284 yards, 5 TDs, 2 interceptions.

Receiving—Dave Parks, 66 for 974 yards, 5 TDs; Bernie Casey, 50 for 669 yards, 1 TD; Ken Willard, 42 for 351 yards, 2 TDs; John David Crow, 30 for 341 yards, 3 TDs.

The 1966 Season At A Glance

Cowboys 52, Giants 7 At Dallas, Sept. 18

Cowboys	7	24	14	7	—	52
Giants	0	7	0	0	—	7

Cowboys—Perkins 1 run; Villanueva kick.
Giants—Jones 20 pass from Morrall; Gogolak kick.
Cowboys—Hayes 74 pass from Meredith; Villanueva kick.
Cowboys—Villanueva 12 field goal.
Cowboys—Reeves 2 pass from Meredith; Villanueva kick.
Cowboys—Reeves 1 pass from Meredith; Villanueva kick.
Cowboys—Hayes 39 pass from Meredith; Villanueva kick.
Cowboys—Reeves 19 pass from Meredith; Villanueva kick.
Cowboys—Green 41 pass interception; Villanueva kick.
Attendance—60,010.

Team Statistics

	Cowboys	Giants
First Downs	24	18
Net Yards Gained	518	257
Net Yards Rushing	144	137
Net Yards Passing	374	120
Passes	16-33	13-37
Passes Intercepted By	4	1
Punts, Average	4-41.5	3-41.6
Fumbles, Fumbles Lost	0-0	1-0
Penalties, Yards	10-93	3-26

Rushing

Cowboys—Perkins, 16 for 52, 1 touchdown; Reeves, 6 for 38; Renfro, 5 for 21; Meredith, 2 for 16; Garrison, 2 for 12; Smith, 3 for 5.
Giants—Mercein, 11 for 83; Jacobs, 4 for 16; Wood, 1 for 10; Jones, 1 for 9; Morrall, 1 for 9; Lewis, 2 for 6; Koy, 2 for 4.

Passing

Cowboys—Meredith, 14 of 24 for 358 yards, 5 touchdowns; Rhome, 2 of 4 for 23 yards; Reeves, 0 of 1; Morton, 0 of 4, 1 interception.
Giants—Morrall, 9 of 25 for 106 yards, 1 touchdown, 2 interceptions; Wood, 4 of 12 for 49 yards, 2 interceptions.

Receiving

Cowboys—Hayes, 6 for 195, 2 touchdowns; Reeves, 6 for 120, 3 touchdowns;

Gent, 2 for 21; Renfro, 1 for 42; Smith, 1 for 3.
Giants—Jones, 4 for 46, 1 touchdown; Morrison, 3 for 45; Mercein, 2 for 13; Koy, 2 for 4; Thomas, 1 for 38; Lewis, 1 for 9.

Cowboys 28, Vikings 17 At Dallas, Sept. 25

Cowboys	0	7	7	14	—	28
Vikings	3	7	7	0	—	17

Vikings—Cox 23 field goal.
Vikings—Hall 6 pass from Tarkenton; Cox kick.
Cowboys—Hayes 37 pass from Meredith; Villanueva kick.
Cowboys—Meredith 4 run; Villanueva kick.
Vikings—Lindsey 15 pass from Tarkenton; Cox kick.
Cowboys—Dial 8 pass from Meredith; Villanueva kick.
Cowboys—Reeves 11 run; Villanueva kick.
Attendance—64,116.

Team Statistics

	Cowboys	Vikings
First Downs	18	25
Net Yards Gained	314	389
Net Yards Rushing	148	142
Net Yards Passing	166	247
Passes	9-23	19-42
Passes Intercepted By	1	0
Punts, Average	7-41.8	4-50.5
Fumbles, Fumbles Lost	1-0	0-0
Penalties, Yards	6-50	3-35

Rushing

Cowboys—Reeves, 13 for 81, 1 touchdown; Meredith, 6 for 33, 1 touchdown; Perkins, 13 for 25; Clarke, 1 for 9.
Vikings—Brown, 20 for 115; Tarkenton, 4 for 25; Lindsey, 6 for 5; Osborne, 3 for 2; Mason, 1 for minus 5.

Passing

Cowboys—Meredith, 8 of 22 for 153 yards, 2 touchdowns; Reeves, 1 of 1 for 29 yards.
Vikings—Tarkenton, 18 of 38 for 245 yards, 2 touchdowns, 1 interception; Berry, 1 of 4 for 12 yards.

Receiving

Cowboys, Dial, 4 for 72, 1 touchdown; Hayes, 2 for 52, 1 touchdown; Norman, 1 for 25; Reeves, 1 for 23; Clarke, 1 for 10.

Vikings—Lindsey, 5 for 80, 1 touchdown; Flatley, 5 for 56; Carpenter, 3 for 67; Hall, 3 for 30, 1 touchdown, Brown, 2 for 30; Osborn, 1 for minus 6.

Cowboys 47, Falcons 14

At Atlanta, Oct. 2

Cowboys 3 14 16 14 — 47
 Falcons 7 0 7 0 — 14
 Falcons—Coffey 1 run; Kirouac kick.
 Cowboys—Villanueva 22 field goal.
 Cowboys—Reeves 2 run; Villanueva kick.
 Cowboys—Reeves 11 pass from Meredith;
 Villanueva kick.
 Falcons—Johnson 1 run; Kirouac kick.
 Cowboys—Hayes 49 pass from Meredith;
 Villanueva kick.
 Cowboys—Townes tackled in end zone
 for safety.
 Cowboys—Perkins 1 run; Villanueva kick.
 Cowboys—Howley 97 fumble return; Vil-
 lanueva kick.
 Cowboys—Clarke 10 pass from Morton;
 Villanueva kick.
 Attendance—56,990.

Team Statistics

	Cowboys	Falcons
First Downs	22	20
Net Yards Gained	363	276
Net Yards Rushing	143	106
Net Yards Passing	220	170
Passes	16-26	16-27
Passes Intercepted By	2	0
Punts, Average	3-45.7	4-40.0
Fumbles, Fumbles Lost	2-2	4-3
Penalties, Yards	7-95	3-43

Rushing

Cowboys—Reeves, 10 for 55, 1 touch-
 down; Perkins 9 for 51, 1 touchdown;
 Meredith, 1 for 17; Shy, 4 for 13; Garri-
 son, 4 for 7.

Falcons—Coffey, 14 for 60, 1 touch-
 down; Wheelwright, 10 for 42; Dunn, 3
 for 6; Johnson, 3 for minus 2, 1 touch-
 down.

Passing

Cowboys—Meredith, 12 of 22 for 184
 yards, 2 touchdowns; Morton, 4 of 4 for
 67 yards, 1 touchdown.

Falcons—Johnson, 10 of 18 for 139
 yards, 1 interception; Claridge, 5 of 7
 for 30 yards; Sloan, 1 of 1 for 32 yards;
 Dunn, 0 of 1, 1 interception.

Receiving

Cowboys—Clarke, 7 for 125 yards, 1

touchdown; Norman, 3 for 6; Gent, 2 for
 24; Hayes, 1 for 49, 1 touchdown; Dial,
 1 for 25; Reeves, 1 for 11, 1 touchdown;
 Perkins, 1 for 11.

Falcons—Burke, 5 for 84; Barnes, 5 for
 32; Martin, 2 for 49; Hawkins, 2 for 25;
 Coffey, 1 for 11; Wheelwright, 1 for 0.

Cowboys 56, Eagles 7

At Dallas, Oct. 9

Cowboys 21 7 21 14 — 56
 Eagles 0 0 0 7 — 7
 Cowboys—Reeves 51 pass from Meredith;
 Villanueva kick.
 Cowboys—Hayes 24 pass from Meredith;
 Villanueva kick.
 Cowboys—Hayes 36 pass from Meredith;
 Villanueva kick.
 Cowboys—Reeves 2 run; Villanueva kick.
 Cowboys—Clarke 23 pass from Meredith;
 Villanueva kick.
 Cowboys—Hayes 12 pass from Meredith;
 Villanueva kick.
 Cowboys—Garrison 2 run; Villanueva kick.
 Eagles—Retzlaff 16 pass from Hill; Baker
 kick.
 Cowboys—Shy 1 run; Villanueva kick.
 Attendance—69,372.

Team Statistics

	Cowboys	Eagles
First Downs	32	11
Net Yards Gained	652	217
Net Yards Rushing	212	38
Net Yards Passing	440	179
Passes	25-38	19-40
Passes Intercepted By	1	0
Punts, Average	1-24.0	6-49.1
Fumbles, Fumbles Lost	0-0	0-0
Penalties, Yards	7-104	5-83

Rushing

Cowboys—Shy, 6 for 89, 1 touchdown;
 Perkins, 10 for 65; Reeves, 9 for 33, 1
 touchdown; Rhome, 2 for 14; Garrison 3
 for 9, 1 touchdown; Smith, 1 for 2; Mere-
 dith, 1 for 0.

Eagles—Lang, 7 for 25; Brown 8 for 8;
 Concannon, 1 for 7; Snead, 1 for 0;
 Matson, 1 for minus 2.

Passing

Cowboys—Meredith, 19 of 26 for 394
 yards, 5 touchdowns; Rhome, 5 of 10 for
 44 yards; Reeves, 1 of 1 for 9 yards;
 Morton, 0 of 1.

Eagles—Snead, 9 of 22 for 110 yards;
 Hill 9 of 17 for 62 yards, 1 touchdown,
 1 interception; Lang, 1 of 1 for 15 yards.

Receiving

Cowboys—Hayes, 6 for 107, 3 touchdowns; Clarke, 5 for 61, 1 touchdown; Reeves, 4 for 98, 1 touchdown; Dial, 4 for 82; Gent, 3 for 31; Perkins, 2 for 60; Norman, 1 for 8.

Eagles—Brown, 5 for 62 Retzlaff, 4 for 57, 1 touchdown; Lang, 4 for 15; Hawkins, 2 for 30; Goodwin, 2 for 21; Concannon, 1 for 7; Gros, 1 for minus 5.

Cowboys 10, Cardinals 10

At St. Louis, Oct. 16

Cowboys 3 0 0 7 — 10
Cardinals 0 7 0 3 — 10
Cowboys—Villanueva 17 field goal.
Cardinals—Conrad 1 pass from Johnson; Bakken kick.
Cowboys—Reeves 4 run; Villanueva kick.
Cardinals—Bakken 27 field goal.
Attendance—50,673

Team Statistics

	Cowboys	Cardinals
First Downs	17	13
Net Yards Gained	326	175
Net Yards Rushing	135	45
Net Yards Passing	191	130
Passes	15-34	15-30
Passes Intercepted By	0	3
Punts, Average	4-39.0	9-35.7
Fumbles, Fumbles Lost ..	2-1	0-0
Penalties, Yards	7-72	3-21

Rushing

Cowboys—Perkins, 13 for 71; Reeves, 15 for 29, 1 touchdown; Villanueva, 1 for 23; Meredith, 4 for 12.

Cardinals—Roland, 11 for 22; Gautt, 5 for 19; Crenshaw, 8 for 4; Johnson, 3 for 0.

Passing

Cowboys—Meredith, 15 of 34 for 203 yards, 3 interceptions.

Cardinals—Johnson, 15 of 30 for 158 yards, 1 touchdown.

Receiving

Cowboys—Norman, 3 for 50; Hayes, 3 for 24; Gent, 2 for 59; Clarke, 2 for 24; Dial, 2 for 22; Reeves, 2 for 18; Perkins, 1 for 6.

Cardinals—Shivers, 4 for 72; Smith, 4 for 46; Conrad, 3 for 20, 1 touchdown; Gambrell, 2 for 18; Roland, 1 for 5; Crenshaw, 1 for minus 3.

Cowboys 21, Browns 30

At Cleveland, Oct. 23

Cowboys 7 0 0 14 — 21
Browns 10 3 17 0 — 30
Browns—Groza 39 field goal.
Cowboys—Meredith 3 run; Villanueva kick.
Browns—Morin 15 pass from Ryan; Groza kick.
Browns—Groza 30 field goal.
Browns—Groza 47 field goal.
Browns—Kelly 2 run; Groza kick.
Browns—Warfield 21 pass from Ryan; Groza kick.
Cowboys—Perkins 1 run; Villanueva kick.
Cowboys—Clarke 1 pass from Meredith; Villanueva kick.
Attendance—84,721.

Team Statistics

	Cowboys	Browns
First Downs	30	17
Net Yards Gained	413	264
Net Yards Rushing	156	105
Net Yards Passing	257	159
Passes	26-45	9-24
Passes Intercepted By	0	4
Punts, Average	2-39.0	3-42.6
Fumbles, Fumbles Lost ..	0-0	0-0
Penalties, Yards	8-66	8-92

Rushing

Cowboys—Reeves, 10 for 49; Perkins, 15 for 44, 1 touchdown; Meredith, 3 for 32, 1 touchdown; Renfro, 3 for 31.
Browns—Green, 11 for 56; Kelly, 12 for 25, 1 touchdown; Ryan, 8 for 24.

Passing

Cowboys—Meredith, 26 of 45 for 288 yards, 1 touchdown, 4 interceptions.
Browns—Ryan, 9 of 24 for 159 yards, 2 touchdowns.

Receiving

Cowboys—Hayes, 7 for 108; Reeves, 4 for 42; Perkins, 4 for 18; Clarke, 3 for 40, 1 touchdown; Gent, 3 for 39; Renfro, 3 for 23; Norman, 2 for 18.

Browns—Collins, 3 for 75; Warfield, 3 for 39, 1 touchdown; Green, 2 for 30; Morin, 1 for 15, 1 touchdown.

Cowboys 52, Steelers 21

At Dallas, Oct. 30

Cowboys 0 24 21 7 — 52
Steelers 7 7 7 0 — 21
Steelers—Woodson 56 interception return; Clark kick.

Cowboys—Reeves 1 pass from Meredith; Villanueva kick.
 Cowboys—Jordan 49 interception return; Villanueva kick.
 Cowboys—Villanueva 12 field goal.
 Cowboys—Reeves 8 pass from Meredith; Villanueva kick.
 Cowboys—Renfro 87 kickoff return; Villanueva kick.
 Cowboys—Clarke 22 pass from Meredith; Villanueva kick.
 Steelers—Hilton 4 pass from Smith; Clark kick.
 Cowboys—Gent 84 pass from Meredith; Villanueva kick.
 Cowboys—Smith 1 run; Villanueva kick.
 Attendance—58,453.

Team Statistics

	Cowboys	Steelers
First Downs	24	6
Net Yards Gained	425	119
Net Yards Rushing	192	7
Net Yards Passing	233	112
Passes	14-33	10-30
Passes Intercepted By	2	3
Punts, Average	4-39.5	8-47.6
Fumbles, Fumbles Lost	2-0	3-2
Penalties, Yards	9-90	9-98

Rushing

Cowboys—Reeves, 13 for 66; Meredith, 3 for 41; Perkins, 10 for 36; Shy, 7 for 16; Garrison, 2 for 16; Morton, 2 for 8; Clarke, 1 for 6; Rhome, 2 for 3; Smith, 3 for 0, 1 touchdown.
 Steelers—Butler, 5 for 9; Asbury, 4 for 8; Hoak, 2 for minus 5; R. Smith, 1 for minus 5.

Passing

Cowboys—Meredith, 11 of 25 for 226 yards, 4 touchdowns, 3 interceptions; Rhome, 2 of 5 for 19 yards; Morton, 1 of 3 for 30 yards.
 Steelers—R. Smith, 8 of 25 for 115 yards, 1 touchdown; Izo, 2 of 5 for 18 yards, 2 interceptions.

Receiving

Cowboys—Hayes, 4 of 39; Reeves, 3 for 39, 2 touchdowns; Clarke, 2 for 39, 1 touchdown; Perkins, 2 for 22; Gent, 1 for 84; Dial, 1 for 30; Norman, 1 for 22.
 Steelers—Jefferson, 4 for 74; Hilton, 2 for 16, 1 touchdown; Ballman, 2 for 13; B. Smith, 1 for 21; Wilburn, 1 for 9.

Cowboys 23, Eagles 24

At Philadelphia, Nov. 6

Cowboys	10	7	3	3	—23
Eagles	7	17	0	0	—24

Cowboys—Reeves 2 run; Villanueva kick.
 Eagles—T. Brown 93 kickoff return; Baker kick.
 Cowboys—Villanueva 21 field goal.
 Cowboys—Meredith 1 run; Villanueva kick.
 Eagles—T. Brown 90 kickoff return; Baker kick.
 Eagles—Martin 40 punt return; Baker kick.
 Eagles—Baker 31 field goal.
 Cowboys—Villanueva 14 field goal.
 Cowboys—Villanueva 42 field goal.
 Attendance—60,658.

Team Statistics

	Cowboys	Eagles
First Downs	16	5
Net Yards Gained	240	80
Net Yards Rushing	112	58
Net Yards Passing	128	22
Passes	12-30	5-17
Passes Intercepted By	0	0
Punts, Average	8-37.9	8-38.4
Fumbles, Fumbles Lost	3-2	4-3
Penalties, Yards	4-42	6-89

Rushing

Cowboys—Reeves, 20 for 67, 1 touchdown; Perkins, 12 for 29; Meredith, 5 for 16, 1 touchdown.
 Eagles—T. Brown, 11 for 38; Gros, 13 for 18; K. Hill, 3 for 2.

Passing

Cowboys—Meredith, 12 of 30 for 147 yards.
 Eagles—K. Hill, 4 of 9 for 55 yards; Sneed, 1 of 8 for 0 yards.

Receiving

Cowboys—Reeves, 4 for 68; Hayes, 3 for 32; Gent, 2 for 25; Perkins, 2 for 14; Dial, 1 for 8.
 Eagles—Retzlaff, 2 for 28; Goodwin, 2 for 27; F. Hill, 1 for 0.

Cowboys 31, Redskins 30

At Washington, Nov. 13

Cowboys	7	7	7	10	—31
Redskins	6	0	17	7	—30
Redskins—Gogolak 35 field goal.					
Cowboys—Meredith 1 run; Villanueva kick.					
Redskins—Gogolak 33 field goal.					
Cowboys—Hayes 52 pass from Meredith; Villanueva kick.					
Cowboys—Hayes 95 pass from Meredith; Villanueva kick.					
Redskins—Smith 4 pass from Jurgensen; Gogolak kick.					
Redskins—Taylor 78 pass from Jurgensen; Gogolak kick.					
Redskins—Gogolak 11 field goal.					

Cowboys—Reeves 1 run; Villanueva kick.
 Redskins—Taylor 18 pass from Jurgensen;
 Gogolak kick.
 Cowboys—Villanueva 20 field goal.
 Attendance—50,927

Team Statistics

	Cowboys	Redskins
First Downs	24	19
Net Yards Gained	515	341
Net Yards Rushing	132	23
Net Yards Passing	383	318
Passes	21-30	26-46
Passes Intercepted By	0	1
Punts, Average	5-38.8	7-46.1
Fumbles, Fumbles Lost	5-2	1-0
Penalties, Yards	5-25	3-43

Rushing

Cowboys—Reeves, 13 for 59, 1 touchdown; Perkins, 15 for 41; Meredith, 6 for 32, 1 touchdown.

Redskins—Whitfield, 7 for 17; Looney, 4 for 5; Thurlow, 4 for 5; Jurgensen, 1 for minus 4.

Passing

Cowboys—Meredith, 21 of 29 for 406 yards, 2 touchdowns, 1 interception; Reeves, 0 of 1.

Redskins—Jurgensen, 26 of 46 for 347 yards, 3 touchdowns.

Receiving

Cowboys—Hayes, 9 for 246, 2 touchdowns; Gent, 6 for 93; Perkins, 3 for 31; Reeves, 2 for 35; Garrison, 1 for 1.

Redskins—Taylor, 11 for 199, 2 touchdowns; Smith, 6 for 81, 1 touchdown; Mitchell, 6 for 51; Thurlow, 2 for 0; Looney, 1 for 16.

Cowboys 20, Steelers 7

At Pittsburgh, Nov. 20

Cowboys	0	10	3	7—20
Steelers	0	7	0	0—7

Cowboys—Meredith 3 run; Villanueva kick.
 Cowboys—Villanueva 27 field goal.

Steelers—Asbury 11 pass from Smith; Clark kick.

Cowboys—Villanueva 37 field goal.
 Cowboys—Hayes 38 pass from Meredith;

Villanueva kick.
 Attendance—42,185.

Team Statistics

	Cowboys	Steelers
First Downs	16	16
Net Yards Gained	258	163
Net Yards Rushing	124	53
Net Yards Passing	134	110
Passes	11-29	14-29
Passes Intercepted By	2	1
Punts, Average	4-41.5	7-45.9
Fumbles, Fumbles Lost	3-0	3-1
Penalties, Yards	4-27	4-59

Rushing

Cowboys—Clarke, 3 for 45; Perkins, 9 for 44; Reeves, 16 for 27; Garrison, 3 for 5; Meredith, 1 for 3, 1 touchdown.

Steelers—Jefferson, 1 for 24; Asbury, 6 for 17; Bullocks, 6 for 12; Hoak, 7 for 1; Butler, 6 for minus 1.

Passing

Cowboys—Meredith, 10 of 28 for 157 yards, 1 touchdown, 1 interception; Reeves, 1 of 1 for 10 yards.

Steelers—Smith, 11 of 22 for 152 yards, 1 touchdown, 2 interceptions; Meyers, 3 of 6 for 35 yards; Bullocks, 0 of 1.

Receiving

Cowboys—Reeves, 5 for 49; Hayes, 4 for 96, 1 touchdown; Perkins, 2 for 22.

Steelers—Hilton, 5 for 75; Hoak, 3 for 41; Ballman, 3 for 36; Jefferson, 2 for 24; Asbury, 1 for 11, 1 touchdown.

Cowboys 26, Browns 14

At Dallas, Nov. 24

Cowboys	6	7	6	7—26
Browns	0	14	0	0—14

Cowboys—Villanueva 11 field goal.

Cowboys—Villanueva 31 field goal.

Browns—Kelly 1 run; Groza kick.

Cowboys—Reeves 6 pass from Meredith; Villanueva kick.

Browns—Green 16 pass from Ryan; Groza kick.

Cowboys—Villanueva 12 field goal.

Cowboys—Villanueva 13 field goal.

Cowboys—Perkins 10 run; Villanueva kick.

Attendance—80,259.

Team Statistics

	Cowboys	Browns
First Downs	25	18
Net Yards Gained	304	321
Net Yards Rushing	173	157
Net Yards Passing	131	164
Passes	16-24	12-26
Passes Intercepted By	0	0
Punts, Average	2-44.5	3-43.3
Fumbles, Fumbles Lost	0-0	1-1
Penalties, Yards	3-42	3-69

Rushing

Cowboys—Perkins, 23 for 111, 1 touchdown; Reeves, 14 for 49; Meredith, 3 for 20; Garrison, 1 for 2; Clarke, 1 for minus 9.

Browns—Kelly, 15 for 115, 1 touchdown; Green, 8 for 24, Ryan, 3 for 18.

Passing

Cowboys—Meredith, 16 of 24 for 131 yards, 1 touchdown.

Browns—Ryan, 12 of 26 for 190 yards, 1 touchdown.

Receiving

Cowboys—Hayes, 6 for 54; Reeves, 4 for 32, 1 touchdown; Clarke, 4 for 21; Gent, 1 for 12; Perkins, 1 for 12.

Browns—Collins, 5 for 92; Kelly, 2 for 25; Smith, 2 for 22; Warfield, 1 for 23; Green, 1 for 16, 1 touchdown; Pietrosante, 1 for 12.

Cowboys 31, Cardinals 17

At Dallas, Dec. 4

Cowboys 7 14 0 10 — 31
Cardinals 10 0 0 7 — 17

Cowboys—Reeves 45 run; Villanueva kick.
Cardinals—Bakken 25 field goal.

Cardinals—Roland 1 run; Bakken kick.
Cowboys—Hayes 25 pass from Meredith;
Villanueva kick.

Cowboys—Perkins 2 run; Villanueva kick.
Cowboys—Villanueva 10 field goal.

Cardinals—Gambrell 16 pass from Nofsinger; Bakken kick.

Cowboys—Perkins 11 run; Villanueva kick.
Attendance—76,965.

Team Statistics

	Cowboys	Cardinals
First Downs	11	21
Net Yards Gained	190	295
Net Yards Rushing	108	94
Net Yards Passing	82	201
Passes	7-21	21-43
Passes Intercepted By	2	0
Punts, Average	9-44.3	5-34.8
Fumbles, Fumbles Lost	2-1	3-3
Penalties, Yards	2-20	6-72

Rushing

Cowboys—Reeves, 14 for 65, 1 touchdown; Perkins, 14 for 43, 2 touchdowns; Meredith, 1 for 1; Hayes, 1 for minus 1.

Cardinals—Roland, 12 for 50, 1 touchdown; Gault, 13 for 33; Crenshaw, 1 for

11; Gambrell, 1 for 1; Nofsinger, 2 for minus 1.

Passing

Cowboys—Meredith, 7 of 21 for 111 yards, 1 touchdown.

Cardinals—Nofsinger, 21 of 42 for 240 yards, 1 touchdown, 2 interceptions; Roland, 0 of 1.

Receiving

Cowboys—Hayes, 3 for 79, 1 touchdown; Reeves, 2 for 20; Gent, 1 for 9; Perkins, 1 for 3.

Cardinals—Gambrell, 5 for 65, 1 touchdown; Conrad, 4 for 48; Gault, 4 for 29; Smith, 3 for 58; Roland, 3 for 36; Randle, 1 for 9; Crenshaw, 1 for minus 5.

Cowboys 31, Redskins 34

At Dallas, Dec. 11

Cowboys 0 7 10 14 — 31
Redskins 0 10 7 17 — 34

Cowboys—Perkins 20 run; Villanueva kick.
Redskins—Gogolak 42 field goal.

Redskins—Reger recovered blocked punt in end zone; Gogolak kick.

Cowboys—Villanueva 26 field goal.
Cowboys—Hayes 23 pass from Morton;
Villanueva kick.

Redskins—Mitchell 11 pass from Jurgensen; Gogolak kick.

Cowboys—Reeves 67 run; Villanueva kick.
Redskins—Smith 11 pass from Jurgensen;
Gogolak kick.

Cowboys—Perkins 6 run; Villanueva kick.
Redskins—Taylor 65 pass from Jurgensen;
Gogolak kick.

Redskins—Gogolak 29 field goal.
Attendance—64,198.

Team Statistics

	Cowboys	Redskins
First Downs	17	13
Net Yards Gained	370	399
Net Yards Rushing	241	104
Net Yards Passing	129	295
Passes	11-23	18-33
Passes Intercepted By	1	0
Punts, Average	8-27.1	5-42.2
Fumbles, Fumbles Lost	2-1	1-1
Penalties, Yards	5-38	5-28

Rushing

Cowboys—Reeves, 10 for 108, 1 touchdown; Perkins, 17 for 73, 2 touchdowns; Morton, 3 for 23; Meredith, 2 for 19; Gar-

risen, 1 for 11; Rhome, 1 for 9; Clarke, 2 for minus 2.

Redskins—Whitfield, 11 for 92; Looney, 7 for 7; Mitchell, 3 for 4; Barrington, 1 for 1.

Passing

Cowboys—Meredith, 6 of 14 for 47 yards; Rhome, 3 of 3 for 74 yards; Morton 2 of 6 for 40 yards, 1 touchdown.

Redskins—Jurgensen, 18 of 33 for 308 yards, 3 touchdowns, 1 interception.

Receiving

Cowboys—Gent, 3 for 59; Hayes, 3 for 52, 1 touchdown; Garrison, 1 for 17; Clarke, 1 for 15; Norman, 1 for 15; Perkins, 1 for 7; Reeves, 1 for minus 4.

Redskins—Mitchell, 7 for 79, 1 touchdown; Smith, 5 for 79, 1 touchdown; Taylor, 4 for 145, 1 touchdown; Burrell, 1 for 9; Whitfield, 1 for minus 4.

Passing

Cowboys—Rhome, 9 of 14 for 93 yards, 1 interception; Morton, 6 of 9 for 88 yards, 1 touchdown; Reeves, 0 of 1.

Giants—Wood, 14 of 28 for 198 yards, 2 interceptions; Kennedy, 1 of 5 for 27 yards.

Receiving

Cowboys—Hayes, 7 for 99 yards, 1 touchdown; Perkins, 3 for 25; Reeves, 2 for 6; Clarke, 1 for 20; Gent, 1 for 18; Dial, 1 for 13.

Giants—Morrison, 6 for 131; Jones, 4 for 71; Crespino, 2 for 17; Jacobs, 2 for minus 5; Menefee, 1 for 11.



Cowboys 17, Giants 7

At New York, Dec. 18

Cowboys 7 0 0 10 — 17
Giants 0 0 0 7 — 7

Cowboys—Andrie 6 pass interception; Villanueva kick.

Giants—Morrison 1 run; Gogolak kick.

Cowboys—Hayes 41 pass from Morton; Villanueva kick.

Cowboys—Villanueva 10 field goal.

Attendance—62,735.

Team Statistics

	Cowboys	Giants
First Downs	11	17
Net Yards Gained	257	262
Net Yards Rushing	102	107
Net Yards Passing	155	155
Passes	15-24	15-33
Passes Intercepted By	2	1
Punts, Average	4-42.8	7-37.3
Fumbles, Fumbles Lost ..	1-1	2-0
Penalties, Yards	6-60	2-20

Rushing

Cowboys—Perkins, 10 for 41; Reeves, 12 for 31; Morton, 2 for 19; Rhome, 2 for 11.

Giants—Jacobs, 11 for 28; Morrison, 9 for 24, 1 touchdown; Wood, 5 for 20. Mercein, 8 for 18; Jones, 2 for 14; Lewis, 1 for 5; Larson, 1 for minus 2.

1966 Team Statistics

Cowboys	Opponents
287 Total First Downs	221
124 First Downs Rushing	64
139 First Downs Passing	140
24 First Downs Penalties	17
5145 Total Net Yards Gained	3558
2122 Net Yards Rushing	1176
3023 Net Yards Passing	2382
3331 Gross Yds. Passing	2802
42-308 Yds. Lost Att. Pass	60-420
413 Passes Attempted	457
214 Passes Completed	212
.518 Percent Completed464
8.1 Avg. Gain Per Att.	6.1
17-303 Pass Int. by and Ret.	14-274
65-2551 Punts and Yards	79-3349
39.2 Punting Average	42.4
41-258 Punt Ret. and Yards	26-108
44-1006 KO Ret. and Yards	78-1699
83-824 Penalties, Yards	63-778
23-10 Fumbles, Fumbles Lost	23-14
471 Total Rushing Plays	356
4.5 Avg. Gn. Per Rush	3.3
926 Total Offensive Plays	873
(Includes Loss Att. Pass)	
5.6 Avg. Gain Per Off. Play	4.2

COWBOYS 1966 FINAL STATISTICS

SCORING

Player—	TD	PAT	FG	Pts.
Villanueva	0	56-56	17-31	107
Reeves	16	0-0	0-0	96
Hayes	13	0-0	0-0	78
Perkins	8	0-0	0-0	48
Meredith	5	0-0	0-0	30
Clarke	4	0-0	0-0	24
Andrie	1	0-0	0-0	6
Dial	1	0-0	0-0	6
Garrison	1	0-0	0-0	6
Gent	1	0-0	0-0	6
Green	1	0-0	0-0	6
Howley	1	0-0	0-0	6
Jordan	1	0-0	0-0	6
Renfro	1	0-0	0-0	6
Shy	1	0-0	0-0	6
Smith	1	0-0	0-0	6
TOTALS	56	56-56	17-31	445*
OPP. TOTALS	29	29-29	12-31	239

*Includes Safety.

SCORING BY PERIOD

Dallas	78	128	101	138—445
Opponents	50	79	62	48—239

RUSHING

Player—	Att.	Yds.	Avg.	Lg.	TD
Reeves	175	757	4.3	67	8
Perkins	186	726	3.9	24	8
Meredith	38	242	6.4	22	5
Shy	17	118	6.9	68	1
Garrison	16	62	3.9	13	1
Renfro	8	52	6.5	27	0
Morton	7	50	7.1	12	0
Clarke	8	49	6.1	26	0
Rhyme	7	37	5.4	11	0
Villanueva	1	23	23.0	23	0
Smith	7	7	1.0	2	1
Hayes	1	—	0.0	0	0
TOTALS	471	2122	4.5	68	24
OPP. TOTALS	356	1176	3.3	41	6

RECEIVING

Player—	No.	Yds.	Avg.	Lg.	TD
Hayes	64	1232	19.3	95	13
Reeves	41	557	13.6	51	8
Gent	27	474	17.6	84	1
Clarke	26	355	13.7	33	4
Perkins	23	231	10.0	39	0
Dial	14	252	18.0	39	1
Norman	12	144	12.0	31	0
Renfro	4	65	16.3	42	0
Garrison	2	18	9.0	17	0
Smith	1	3	3.0	3	0
TOTALS	214	3331	15.6	95	27
OPP. TOTALS	212	2802	13.2	78	17

PASSING

Player—	Att.	Comp.	Yds.	Yds. Lost		Pct.	Avg. Gn.	Lg.	Int.	TD
				Att.	Pass					
Meredith	344	177	2805	37-261	.515	8.2	95	12	24	
Rhyme	36	21	253	4-39	.583	7.0	47	1	0	
Morton	27	13	225	1-8	.481	8.3	41	1	3	
Reeves	6	3	48	0-0	.500	8.0	29	0	0	
TOTALS	413	214	3331	42-308	.518	8.1	95	14	27	
OPP. TOTALS	457	212	2802	60-420	.464	6.1	78	17	27	

PUNTING

Player—	No.	Yds.	Avg.	Lg.	Blk.
Villanueva	65	2551	39.2	58	1
TOTALS	65	2551	39.2	58	1
OPP. TOTALS	79	3349	42.4	67	0

PUNT RETURNS

Player—	No.	Yds.	Avg.	Lg.	FC	TD
Renfro	21	123	5.9	38	6	0
Hayes	17	106	6.2	18	4	0
Howley	1	30	30.0	30	0	0
Reeves	2	—1	—0.5	14	2	0
TOTALS	41	258	6.3	38	12	0
OPP. TOTALS	26	108	4.3	67	26	1

KICKOFF RETURNS

Player—	No.	Yds.	Avg.	Lg.	TD
Renfro	19	487	25.6	87	1
Garrison	20	445	22.0	35	0
Reeves	3	56	18.7	21	0
Neely	2	18	9.0	13	0
TOTALS	44	1006	22.8	87	1
OPP. TOTALS	78	1699	21.8	93	3

INTERCEPTIONS

Player—	No.	Yds.	Avg.	Lg.	TD
Green	4	88	22.0	41	1
Gaechter	3	28	9.3	23	0
Renfro	2	57	28.5	33	0
Logan	2	44	22.0	22	0
Livingston	2	13	6.5	13	0
Jordan	1	49	49.0	49	1
Edwards	1	12	12.0	12	0
Andrie	1	6	6.0	6	1
Tubbs	1	6	6.0	6	0
TOTALS	17	303	17.8	49	3
OPP. TOTALS	14	274	19.6	58	1

OPP. FUMBLE RECOVERIES

Player—	No.	Yds.	Avg.	Lg.	TD
Edwards	2	23	11.5	19	0
Townes	2	0	0.0	0	0
Colvin	2	0	0.0	0	0
Howley	1	97	97.0	97	1
Jordan	1	28	28.0	28	0
One, no yards—					
Andrie, Green, Gaechter, Johnson, Lilly, Smith.					
TOTALS	14	148	10.6	97	1
OPP. TOTALS	10	21	2.1	13	0

For Want of Two Yards . . . An NFL Title

To say the Dallas Cowboys arrived in 1966 is gross understatement. For not only did the Cowboys ripen in their seventh season to play above .500 for the first time and to win the Eastern Conference championship, but the youthful men of blurring speed were two yards shy of being equal to the best team in football.

Those 72 inches of Cotton Bowl turf were the difference when the Cowboys, mere toddlers in the world of championship football, met Green Bay, veterans of blue chip activity, for National Football League supremacy.

The score was 34-27 and when it was over, Green Bay had won the right to play in the first Super Bowl, but Dallas had won something, too—the respect of every football enthusiast in the country.

The Cowboys won that by shaking off the golden chance to choke after the Packers had forged a 14-0 lead with less than four minutes of the game gone, and coming back to carry the game to the wire.

Green Bay struck 76 yards after the opening kickoff with Bart Starr firing 17 yards to Elijah Pitts for the TD, Don Chandler converting.

The premature ho-hums thickened when on the kickoff, Jim Grabowski picked up Mel Renfro's fumble at the 18, and ran in for a second touchdown.

But before the quarter was over, Dan Reeves had climaxed a 65-yard march with a three-yard touchdown burst, Don Perkins had skipped 23 yards for another and Danny Villanueva had converted twice to tie it.

Starr cranked up again, this time hitting Carroll Dale with a 51-yarder, for another score to nullify Villanueva's 11 and 32-yard field goals and leave Dallas back by one.

The ho-hums had rebirth when the Packers again jumped on top by 14 with Starr connecting with Boyd Dowler from 16 yards out and Max McGee from 19 yards away. It was 34-20 with 5:20 in the game, after Bob Lilly blocked Chandler's fifth extra point try.

The Cowboys struck quickly with Don Meredith reaching the speeding Frank Clarke with a 68-yard scoring pass with 4:08 to go.

When Chandler was forced to punt and when the ball went but 16 yards and out of bounds on the Green Bay 47, the Cotton Bowl went goofy. There was 2:59 to play, and a possible tie and sudden death playoff was in the offing.

Meredith hit Clarke for 21 to the 26. Perkins got four to the 22. Meredith's pass to Clarke was incomplete, but interference was called and the ball was placed on the two with 1:52 left. Reeves ran to the one, but offsides against the Cowboys put the ball back on the six.

Meredith's pass to Reeves was incomplete, but the next one to Pettis Norman reached the two yard-line. It was fourth and goal at the two with 1:14 to go.

Meredith rolled out, was chased by Dave Robinson and finally caught. But Don spied Bob Hayes and threw. The ball was picked off by Tom Brown in the end zone and the Cowboys were thwarted in their bid to complete one of the all-time comebacks.

"... it was the most dramatic championship game in history," said George Strickler, the sports editor of the Chicago Tribune who has seen them all.

"... if ever a team attained tremendous stature in defeat, it was Dallas," said columnist Arthur Daley.

"Dallas is by far the best team we've played all year," said a Packer player.

The Cowboys figured there would be another day, hopefully this season.

Championship Game at a Glance

Played at Cotton Bowl, Dallas, Jan. 1, 1967

Green Bay	14	7	7	6	— 34
Dallas	14	3	3	7	— 27
Green Bay—Pitts	17	pass	from	Starr;	Chandler kick.
Green Bay—Grabowski	18	fumble	return;	Chandler kick.	
Dallas—Reeves	3	run;	Villanueva	kick.	
Dallas—Perkins	23	run;	Villanueva	kick.	
Green Bay—Dale	51	pass	from	Starr;	Chandler kick.
Dallas—Villanueva	11	field	goal.		
Dallas—Villanueva	32	field	goal.		
Green Bay—Dowler	16	pass	from	Starr;	Chandler kick.
Green Bay—McGee	28	pass	from	Starr;	Chandler kick blocked.
Dallas—Clarke	68	pass	from	Meredith;	Villanueva kick.
Attendance	75,504				

Rushing

PACKERS—Pitts, 12 for 66; Taylor, 10 for 37; Starr, 2 for minus 1; COWBOYS—Perkins, 17 for 108, 1 TD; Reeves, 17 for 47, 1 TD; Meredith, 4 for 22; Norman, 2 for 10.

Passing

PACKERS—Starr completed 19 of 28 for 304 yards, 4 TDs, 0 int.; COWBOYS—Meredith completed 15 of 31 for 238 yards, 1 TD, 1 int.

Receiving

PACKERS—Dale, 5 for 128 yards, 1 TD; Taylor, 5 for 23 yards; Fleming, 3 for 50 yards; Dowler, 3 for 49 yards, 1 TD; McGee, 1 for 28 yards, 1 TD; Pitts, 1 for 17 yards, 1 TD; Long, 1 for 9 yards;

COWBOYS—Reeves, 4 for 77 yards; Norman, 4 for 30 yards; Clarke, 3 for 102 yards, 1 TD; Gent, 3 for 28 yards; Hayes, 1 for 1 yard.

Punting

PACKERS—Chandler, 4 for 40.0 average; COWBOYS—Villanueva 4 for 32.2 average.

Punt Returns

COWBOYS—Hayes, 3 for minus 9 yards.

Kickoff Returns

PACKERS—Adderly, 3 for 65 yards; Anderson, 3 for 45 yards; COWBOYS—Renfro, 5 for 124 yards; Garrison, 1 for 29 yards.

Interceptions

PACKERS—Brown, 1 for 0 yards.

Statistics

	Packers	Cowboys
Total First Downs	19	23
First Downs Rushing	3	12
First Downs Passing	14	10
First Downs Penalties	2	1
Net Yards Rushing	102	187
Passes Attempted	28	31
Passes Completed	19	15
Interceptions, Yards	1-0	0-0
Net Yards Passing	265	231
Total Net Yards	367	418
Punts, Average	4-40.0	4-32.2
Fumbles, Fumbles Lost	1-1	3-1
Penalties, Yards	2-23	6-29

Cowboys Statistical History

(ALL FIGURES ARE PER GAME AVERAGE)

OFFENSE	1960	1961	1962	1963	1964	1965	1966
No. Rushes	25.8	29.6	31.0	30.0	31.1	29.7	33.6
Yards Rushing	87.4	130.0	145.7	128.2	120.8	114.9	151.6
Yards Passing	175.3	190.1	205.1	176.3	143.8	170.5	215.9
Total Yards	262.8	320.0	350.9	304.5	264.6	285.4	367.5
Pass Attempts	29.5	30.1	27.1	26.8	28.9	25.9	29.5
Pass Comp.	13.6	15.4	14.3	14.3	13.7	12.0	15.3
Had Int.	2.8	1.9	1.2	1.5	1.7	1.3	1.0
Pct. Comp.	46.0	50.9	52.6	53.3	47.5	46.4	51.8
TD Passes	1.4	1.6	2.2	1.4	0.7	1.8	1.9
First Downs	15.0	17.1	17.6	17.7	16.4	15.1	20.5
Points Scored	14.8	16.9	28.4	21.8	17.9	23.2	31.8
Touchdowns	1.9	2.1	3.6	2.9	2.1	2.9	4.0
FG Attempts	1.1	1.7	1.9	1.4	2.1	1.9	2.2
FGs Made	0.5	0.8	1.0	0.6	1.0	1.1	1.2
No. Punts	5.0	4.4	4.1	5.1	5.6	5.2	4.6
Punting Avg.	41.3	36.7	45.4	44.2	38.9	41.3	39.2
Fumbles	1.8	3.3	2.3	2.1	2.8	2.2	1.6
Fumbles Lost	1.4	1.5	1.4	1.1	1.4	1.2	0.7
Penalties	5.2	3.4	4.4	4.8	6.9	5.6	5.9
Yards Penalized	50.0	30.5	45.6	44.8	68.0	50.7	58.9
Yds. Lost Att. to Pass	23.7	18.4	17.4	23.6	35.9	26.4	22.0
Losses Att. to Pass				3.1	4.9	3.9	3.0
DEFENSE	1960	1961	1962	1963	1964	1965	1966
No. Rushes	37.3	32.4	27.6	32.5	31.3	30.1	25.4
Yds. Rushing	186.8	154.4	107.9	149.6	107.4	103.1	84.0
Yds. Passing	177.5	173.6	262.4	230.8	160.4	196.3	170.1
Total Yards	364.3	328.0	370.3	380.4	267.9	299.4	254.1
Pass Att.	32.8	23.3	31.2	28.8	26.9	30.3	32.6
Passes Comp.	13.3	12.0	16.6	14.4	12.3	14.6	15.1
Opp. Had Int.	1.3	1.8	1.4	1.9	1.7	1.3	1.2
Pct. Comp.	49.8	51.5	53.4	50.1	45.6	48.4	46.4
TD Passes	1.8	1.5	2.4	2.2	1.6	1.2	1.2
1st Downs	18.0	18.1	19.6	19.0	15.1	17.1	15.8
Points	30.8	27.1	28.7	27.0	20.6	20.0	17.1
Touchdowns	3.8	3.5	3.7	3.4	2.4	2.4	2.1
F. G. Attempts	2.1	2.0	1.6	2.3	1.9	2.0	2.2
FGs Made	1.4	1.0	0.9	1.1	1.2	1.2	0.9
No. Punts	4.2	3.1	4.5	3.7	5.7	5.1	5.6
Punting Avg.	41.3	45.5	40.6	41.5	43.5	42.9	42.4
Fumbles	1.8	2.1	2.4	1.6	1.9	2.6	1.6
Fumbles Lost	0.9	1.3	1.1	0.8	1.4	1.4	1.0
Penalties	6.0	2.7	4.0	3.7	5.4	3.6	4.5
Yds. Penalized	56.0	25.9	40.6	34.2	55.8	34.5	55.6
Yds. Lost Att. to Pass	14.6	14.6	16.4	11.5	23.2	22.5	30.0
Losses Att. to Pass				1.4	3.2	2.8	4.3

Cowboys Leaders By Years

* — Rookie

RUSHING

Year	Player	Att.	Yds.	Avg.	Long	TD	NFL Rank
1960	Dupre, L. G.	104	362	3.5	18	3	20
1961	*Perkins, Don	200	815	4.1	47	4	6
1962	Perkins, Don	222	945	4.3	35	7	5
1963	Perkins, Don	149	614	4.1	19	7	10
1964	Perkins, Don	174	768	4.4	59	6	5
1965	Perkins, Don	177	690	3.9	43	0	7
1966	Reeves, Dan	175	757	4.3	67	8	6

PASSING

Year	Player	Att.	Comp.	Pct.	Yds.	TD	Int. Rank	NFL Rank
1960	LeBaron, Eddie	225	111	49.3	1,736	12	25	8
1961	LeBaron, Eddie	236	120	50.8	1,741	14	16	9
1962	LeBaron, Eddie	166	95	57.2	1,436	16	9	3
1963	Meredith, Don	310	167	53.9	2,381	17	18	10
1964	Meredith, Don	323	158	48.9	2,143	9	16	15
1965	Meredith, Don	305	141	46.2	2,415	22	13	8
1966	Meredith, Don	344	177	51.5	2,805	24	12	4

RECEIVING

Year	Player	No.	Yds.	Avg.	Long	TD	NFL Rank
1960	Doran, Jim	31	554	17.9	75	3	21
1961	Howton, Billy	56	785	14.0	53	4	6
1962	Howton, Billy	49	706	14.4	69	6	15
	Clarke, Frank	47	1,043	22.2	66	14	18
1963	Clarke, Frank	43	833	19.4	75	10	3
1964	Clarke, Frank	65	973	15.0	49	5	3
1965	*Hayes, Bob	46	1,003	21.8	82	12	13
1966	Hayes, Bob	64	1,232	19.3	95	13	4

SCORING

Year	Player	TD	PAT	FG	Tot.	NFL Rank
1960	Cone, Fred	0	21	6	39	—
1961	Clarke, Frank	9	0	0	54	22
1962	Baker, Sam	0	50	14	92	6
	Clarke, Frank	14	0	0	84	7
1963	Baker, Sam	0	38	9	65	14
	Clarke, Frank	10	0	0	60	15
1964	*VanRaaphorst, Dick	0	28	14	70	13
1965	Villanueva, Danny	0	37	16	85	10
	*Hayes, Bob	13	0	0	78	11
1966	Villanueva, Danny	0	56	17	107	2

Year	Player	PUNTING			Long	Had Blocked	NFL Rank
		No.	Avg.				
1960	Sherer, Dave	57	42.5		67	1	7
1961	*Green, Allen	61	36.7		53	1	14
1962	Baker, Sam	57	45.4		72	0	3
1963	Baker, Sam	71	44.2		64	0	7
1964	*Lothridge, Billy	62	40.3		75	1	15
1965	Villanueva, Danny	60	41.8		58	0	10
1966	Villanueva, Danny	65	39.2		58	1	13

Year	Player	INTERCEPTIONS					NFL Rank
		No.	Yds.	Avg.	Long	TD	
1960	Bishop, Don	3	13	4.3	13	0	—
	Franckhauser, Tom	3	11	3.7	9	0	—
1961	Bishop, Don	8	172	21.5	57	0	2
1962	Bishop, Don	6	134	22.3	44	0	9
1963	Green, Cornell	7	211	30.1	55	0	6
1964	*Renfro, Mel	7	110	15.7	39	1	4
1965	Green, Cornell	3	49	16.3	43	0	—
	Livingston, Warren	3	5	1.7	5	0	—
	*Logan, Obert	3	5	1.7	3	0	—
1966	Green, Cornell	4	88	22.0	41	1	—

Year	Player	PUNT RETURNS					NFL Rank
		No.	Yds.	Avg.	Long	TD	
1960	Butler, Bill	13	131	10.1	46	0	2
1961	*Marsh, Amos	14	71	5.1	19	0	14
1962	Lockett, J. W.	8	45	5.6	17	0	14
1963	*Stiger, Jim	14	141	10.1	45	0	6
1964	*Renfro, Mel	32	418	13.1	69	1	3
1965	Renfro, Mel	24	145	6.0	35	0	9
1966	Hayes, Bob	17	106	6.2	18	0	7

Year	Player	KICKOFF RETURNS					NFL Rank
		No.	Yds.	Avg.	Long	TD	
1960	Franckhauser, Tom	26	526	20.2	46	0	19
1961	*Marsh, Amos	26	667	25.7	79	0	13
1962	Marsh, Amos	29	725	25.0	101	1	10
1963	*Stiger, Jim	18	432	24.0	66	0	12
1964	*Renfro, Mel	40	1,017	25.4	65	0	7
1965	Renfro, Mel	21	630	30.0	100	1	4
	*Hayes, Bob	17	450	26.5	66	0	7
1966	Renfro, Mel	19	487	25.6	87	1	9

Year	Player	FIELD GOALS				NFL Rank
		Att.	Made	Avg.	Long	
1960	Cone, Fred	13	6	.462	45	12
1961	Bielski, Dick	9	6	.667	42	13
1962	Baker, Sam	27	14	.519	53	3
1963	Baker, Sam	20	9	.450	53	12
1964	*VanRaaphorst, Dick	29	14	.483	43	8
1965	Villanueva, Danny	27	16	.593	41	7
1966	Villanueva, Danny	31	17	.586	37	8

COWBOYS RECORDS

Team Season Records

	MOST POINTS SCORED	
Cowboys	445 in 1966 — Opponents	402 in 1962
	FEWEST POINTS SCORED	
Cowboys	177* in 1960 — Opponents	239 in 1966
Cowboys	236 in 1961	
	MOST TOUCHDOWNS SCORED	
Cowboys	56 in 1966 — Opponents	52 in 1962
	FEWEST TOUCHDOWNS SCORED	
Cowboys	23* in 1960 — Opponents	29 in 1966
Cowboys	29 in 1961	
	MOST FIRST DOWNS	
Cowboys	287 in 1966 — Opponents	274 in 1962
	FEWEST FIRST DOWNS	
Cowboys	180* in 1960 — Opponents	211 in 1964
	MOST FIRST DOWNS RUSHING	
Cowboys	124 in 1966 — Opponents	122 in 1961
	FEWEST FIRST DOWNS RUSHING	
Cowboys	57* in 1960 — Opponents	64 in 1966
Cowboys	87 in 1965	
	MOST FIRST DOWNS PASSING	
Cowboys	139 in 1966 — Opponents	166 in 1962
	FEWEST FIRST DOWNS PASSING	
Cowboys	105* in 1960 — Opponents	97* in 1960
Cowboys	108 in 1965 — Opponents	121 in 1964
	MOST FIRST DOWNS BY PENALTIES	
Cowboys	24 in 1966 — Opponents	22 in 1965
	FEWEST FIRST DOWNS BY PENALTIES	
Cowboys	9 in 1961 & 1962 — Opponents	12 in 1961
	MOST NET YARDS OFFENSE	
Cowboys	5,145 in 1966 — Opponents	5,325 in 1963
	FEWEST NET YARDS OFFENSE	
Cowboys	3,153* in 1960 — Opponents	3,558 in 1966
Cowboys	3,704 in 1964	
	MOST NET YARDS RUSHING	
Cowboys	2,122 in 1966 — Opponents	2,242* in 1960
	— Opponents	2,161 in 1961
	FEWEST NET YARDS RUSHING	
Cowboys	1,049* in 1960 — Opponents	1,176 in 1966
Cowboys	1,608 in 1965	
	MOST NET YARDS PASSING	
Cowboys	3,023 in 1966 — Opponents	3,674 in 1962

	FEWEST NET YARDS PASSING	
Cowboys	2,013 in 1964 — Opponents	2,130* in 1960
	— Opponents	2,246 in 1964
	MOST TOTAL YARDS PASSING	
Cowboys	3,331 in 1966 — Opponents	3,904 in 1962
	FEWEST TOTAL YARDS PASSING	
Cowboys	2,388* in 1960 — Opponents	2,305* in 1960
Cowboys	2,516 in 1964 — Opponents	2,571 in 1964
	MOST YARDS LOST ATTEMPTING TO PASS	
Cowboys	503 in 1964 — Opponents	420 in 1966
	FEWEST YARDS LOST ATTEMPTING TO PASS	
Cowboys	243 in 1962 — Opponents	161 in 1963
	MOST FUMBLES	
Cowboys	46 in 1961 — Opponents	37 in 1965
	MOST FUMBLES LOST	
Cowboys	21 in 1961 — Opponents	20 in 1964 & 1965
	FEWEST FUMBLES	
Cowboys	21* in 1960 — Opponents	21* in 1960
Cowboys	23 in 1966 — Opponents	23 in 1963, 1966
	FEWEST FUMBLES LOST	
Cowboys	10 in 1966 — Opponents	11* in 1960
	— Opponents	11 in 1963
	MOST PASS ATTEMPTS	
Cowboys	422 in 1961 — Opponents	457 in 1966
	FEWEST PASS ATTEMPTS	
Cowboys	354* in 1960 — Opponents	326 in 1961
Cowboys	362 in 1965 — Opponents	377 in 1964
	MOST PASS COMPLETIONS	
Cowboys	215 in 1961 — Opponents	233 in 1962
	FEWEST PASS COMPLETIONS	
Cowboys	163* in 1960 — Opponents	146* in 1960
Cowboys	168 in 1965 — Opponents	168 in 1961
	MOST PASS INTERCEPTIONS	
Cowboys	26 in 1963 — Opponents	33* in 1960
	FEWEST PASS INTERCEPTIONS	
Cowboys	15* in 1960 — Opponents	14 in 1966
Cowboys	17 in 1966	
	MOST PENALTIES	
Cowboys	97 in 1964 — Opponents	75 in 1964
	FEWEST PENALTIES	
Cowboys	47 in 1961 — Opponents	38 in 1961
	MOST YARDS PENALIZED	
Cowboys	952 in 1964 — Opponents	781 in 1964
	FEWEST YARDS PENALIZED	
Cowboys	427 in 1961 — Opponents	362 in 1961
	MOST PUNTS	
Cowboys	78 in 1964 — Opponents	80 in 1964
	FEWEST PUNTS	
Cowboys	57 in 1962 — Opponents	43 in 1961

*12 Games

Team Single-Game Records

MOST POINTS

Cowboys	56	vs. Philadelphia (56-7)	October 9, 1966
Opp.	52	St. Louis (52-0)	December 9, 1962
Combined	73	vs. Pittsburgh (52-21)	October 30, 1966

FEWEST POINTS

Cowboys	3	vs. Green Bay (3-13)	October 24, 1965
Opp.	0	Minnesota (28-0)	October 8, 1961
Combined	16	vs. Green Bay (3-13)	October 24, 1965

MOST FIRST DOWNS

Cowboys	32	vs. Philadelphia	October 9, 1966
Opp.	28	Chicago	November 18, 1962
		Washington	November 28, 1965

FEWEST FIRST DOWNS

Cowboys	8	vs. Cleveland	October 16, 1960
		vs. Pittsburgh	November 12, 1961
		vs. St. Louis	December 10, 1961
		vs. Green Bay	November 29, 1964
Opp.	5	Philadelphia	November 6, 1966

MOST FIRST DOWNS RUSHING

Cowboys	14	vs. Philadelphia	October 22, 1961
Opp.	15	Cleveland	December 3, 1961
		Pittsburgh	September 23, 1962

FEWEST FIRST DOWNS RUSHING

Cowboys	1	vs. Chicago	November 27, 1960
		vs. St. Louis	October 23, 1960
		vs. San Francisco	November 7, 1965
Opp.	0	vs. Philadelphia	October 9, 1966
		vs. Pittsburgh	October 30, 1966

MOST FIRST DOWNS PASSING

Cowboys	23	vs. San Francisco	November 10, 1963
Opp.	21	Chicago	November 11, 1962

FEWEST FIRST DOWNS PASSING

Cowboys	3	vs. Cleveland	October 16, 1960
		vs. St. Louis	December 10, 1961
		vs. Washington	September 26, 1965
		vs. St. Louis	December 4, 1966
Opp.	2	Philadelphia	November 6, 1966

MOST FIRST DOWNS BY PENALTIES

Cowboys	5	vs. Detroit	December 11, 1960
Opp.	5	Cleveland	November 21, 1965

MOST NET YARDS TOTAL OFFENSE

Cowboys	652	vs. Philadelphia	October 9, 1966
Opp.	527	St. Louis	December 9, 1962

FEWEST NET YARDS TOTAL OFFENSE

Cowboys	126	vs. St. Louis	December 10, 1961
Opp.	63	Green Bay	October 24, 1965

MOST NET YARDS RUSHING

Cowboys	241	vs. Washington	December 11, 1966
Opp.	289	Philadelphia	October 22, 1961

FEWEST NET YARDS RUSHING

Cowboys	41	vs. San Francisco	November 7, 1965
Opp.	7	Pittsburgh	October 30, 1966

MOST NET YARDS PASSING

Cowboys	440	vs. Philadelphia	October 9, 1966
Opp.	437	Chicago	November 18, 1962

FEWEST NET YARDS PASSING

Cowboys	-1	vs. Green Bay	October 24, 1965
Opp.	-10	Green Bay	October 24, 1965

MOST TOTAL YARDS PASSING

Cowboys	460	vs. San Francisco	November 10, 1963
Opp.	466	Chicago	November 18, 1962

FEWEST TOTAL YARDS PASSING

Cowboys	49	vs. St. Louis	December 10, 1961
Opp.	42	Green Bay	October 24, 1965

MOST YARDS LOST ATTEMPTING TO PASS

Cowboys	65	vs. New York	October 20, 1963
Opp.	77	Pittsburgh	November 20, 1966

MOST FUMBLES

Cowboys	6	vs. Washington	November 19, 1961
		vs. New York	October 11, 1964
Opp.	7	Washington	November 28, 1965

MOST FUMBLES LOST

Cowboys	4	vs. Chicago	November 1, 1964
Opp.	4	St. Louis	October 28, 1962
		Washington	September 26, 1965
		Washington	November 28, 1965

MOST PENALTIES

Cowboys	13	vs. Washington	November 28, 1965
Opp.	11	Chicago	November 1, 1964

FEWEST PENALTIES

Cowboys	0	vs. St. Louis	December 10, 1961
Opp.	0	Pittsburgh	October 21, 1962
		Philadelphia	December 5, 1965

MOST YARDS LOST ON PENALTIES

Cowboys	135	vs. Washington	November 28, 1965
Opp.	149	Los Angeles	November 6, 1960

MOST PUNTS

Cowboys	10	vs. Pittsburgh	November 12, 1961
		vs. Detroit	October 13, 1963
		vs. Cleveland	October 17, 1965
Opp.	11	Los Angeles	September 30, 1962

Individual Season Records

RUSHING

Most Yards Gained	945 — Don Perkins	1962
Most Carries	222 — Don Perkins	1962
Best Avg. (50 plus carries)	5.6 — Amos Marsh	1962
Most Touchdowns	8 — Don Perkins	1966
	Dan Reeves	1966

PASSING

Most Attempts	344 — Don Meredith	1966
Most Completions	177 — Don Meredith	1966
Most Yards Gained	2,805 — Don Meredith	1966
Most Touchdowns	24 — Don Meredith	1966
Best Percentage	57.2 — Eddie LeBaron	1962
Most Interceptions	25 — Eddie LeBaron	1960
Best Avg. Gain Per Attempt	8.7 — Eddie LeBaron	1962
Poorest Percentage	37.7 — Don Heinrich	1960

RECEIVING

Most Receptions	65 — Frank Clarke	1964
Most Yards Gained	1,232 — Bob Hayes	1966
Most Touchdowns	14 — Frank Clarke	1962
Best Avg. Gn. Per Reception ..	32.2 — Frank Clarke	1960

SCORING

Most Points	107 — Danny Villanueva	1966
Most Touchdowns	16 — Dan Reeves	1966
Most PATs	56 — Danny Villanueva	1966
Most Field Goals	17 — Danny Villanueva	1966
Most PAT Attempts	56 — Danny Villanueva	1966
Most FG Attempts	31 — Danny Villanueva	1966

DEFENSE

Most Unassisted Tackles	80 — Lee Roy Jordan	1966
Most Assisted Tackles	101 — Jerry Tubbs	1960
Most Tackles, Combined	148 — Jerry Tubbs	1960
Most Intercepted Passes	8 — Don Bishop	1961
Most Yds. Ret. Int. Passes	211 — Cornell Green (seven int.)	1963
Most Kickoff Returns	40 — Mel Renfro	1964
Most Yds. on Kickoff Returns ..	1,017 — Mel Renfro	1964
Most Punt Returns	32 — Mel Renfro	1964
Most Yards Punt Returns	418 — Mel Renfro	1964

Individual Single-Game Records

MOST YARDS GAINED RUSHING

Cowboys	137	Don Perkins vs. St. Louis	Oct. 28, 1962
		Don Perkins vs. New York	October 31, 1964
Opp.	232	Jimmy Brown, Cleveland	September 22, 1963

MOST CARRIES

Cowboys	25	Don Perkins vs. Washington	September 29, 1963
		Don Perkins vs. New York	December 1, 1963
Opp.	27	Dick James, Washington	Dec. 17, 1961

LONGEST RUN FROM SCRIMMAGE

Cowboys	73	Amos Bullocks vs. Chicago	Nov. 18, 1962
Opp.	75	Ed Sutton, New York	Dec. 4, 1960

MOST PASSES ATTEMPTED

Cowboys	48	Don Meredith vs. San Francisco	November 10, 1963
Opp.	46	Bill Wade, Chicago	Nov. 18, 1962
		Sonny Jurgenson, Washington	Nov. 13, 1966

MOST PASSES COMPLETED

Cowboys	30	Don Meredith vs. San Francisco	November 10, 1963
Opp.	28	Bill Wade, Chicago	Nov. 18, 1962

MOST YARDS GAINED PASSING

Cowboys	460	Don Meredith vs. San Francisco	November 10, 1963
Opp.	466	Bill Wade, Chicago	Nov. 18, 1962

MOST TOUCHDOWN PASSES

Cowboys	5	Eddie LeBaron vs. Pittsburgh	Oct. 21, 1962
		Don Meredith vs. New York	Sept. 18, 1966
		Don Meredith vs. Philadelphia	Oct. 9, 1966
Opp.	6	Y. A. Tittle, New York	Dec. 16, 1962

LONGEST COMPLETION

Cowboys	95	Don Meredith to Bob Hayes vs. Washington	Nov. 13, 1966
Opp.	86	Charlie Johnson to Sonny Randle, St. Louis	Oct. 28, 1962

(Dallas holds National Football League record for shortest touchdown pass, two inches, Eddie LeBaron to Dick Bielski, vs. Washington, October 9, 1960.)

MOST PASSES HAD INTERCEPTED

Cowboys	5	Eddie LeBaron vs. Philadelphia	Sept. 30, 1960
		Eddie LeBaron vs. St. Louis	Nov. 5, 1961
Opp.	4	Y. A. Tittle, New York	Oct 15, 1961

MOST PASS RECEPTIONS

Cowboys	11	Bill Howton vs. Philadelphia	Nov. 26, 1961
Opp.	11	Charley Taylor, Washington	Nov. 13, 1966

MOST YARDS LOST ATTEMPTING TO PASS

Cowboys	60	Don Meredith vs. Philadelphia	December 6, 1964
Opp.	66	Ron Smith, Pittsburgh	Nov. 20, 1966

MOST YARDS ON PASS RECEPTIONS

Cowboys	246	Bob Hayes vs. Washington	Nov. 13, 1966
Opp.	195	Raymond Berry, Baltimore	Oct. 30, 1960

MOST TOUCHDOWNS ON PASS RECEPTIONS

Cowboys	3	Frank Clarke vs. Washington	Sept. 16, 1962
		Frank Clarke vs. Pittsburgh	Oct. 21, 1962
		Bob Hayes vs. Philadelphia	Oct. 9, 1966
		Dan Reeves vs. New York	Sept. 18, 1966
Opp.	3	Raymond Berry, Baltimore	Oct. 30, 1960
		Tommy McDonald, Philadelphia	Nov. 26, 1961
		Del Shofner, New York	Nov. 11, 1962
		Joe Walton, New York	Dec. 16, 1962

MOST POINTS SCORED

Cowboys	18	L. G. Dupre vs. New York	Dec. 4, 1960
		Frank Clarke vs. Washington	Sept. 16, 1962
		Frank Clarke vs. Pittsburgh	Oct. 21, 1962
		Dan Reeves vs. New York	Sept. 18, 1966
		Bob Hayes vs. Philadelphia	Oct. 9, 1966
Opp.	24	Dick James, Washington	Dec. 17, 1961

MOST TOUCHDOWNS

Cowboys	3	L. G. Dupre vs. New York	Dec. 4, 1960
		Frank Clarke vs. Washington	Sept. 16, 1962
		Frank Clarke vs. Pittsburgh	Oct. 21, 1962
		Don Perkins vs. New York	December 1, 1963
		Dan Reeves vs. New York	Sept. 18, 1966
		Bob Hayes vs. Philadelphia	Oct. 9, 1966
Opp.	4	Dick James, Washington	Dec. 17, 1961

MOST EXTRA POINTS CONVERTED

Cowboys	8	Danny Villanueva vs. Philadelphia	Oct. 9, 1966
Opp.	7	Gerry Perry, St. Louis	December 9, 1962

MOST EXTRA POINTS ATTEMPTED

Cowboys	8	Danny Villanueva vs. Philadelphia	Oct. 9, 1966
Opp.	7	Sam Baker, Cleveland	Oct. 16, 1960
		Gerry Perry, St. Louis	December 9, 1962

MOST FIELD GOALS MADE

Cowboys	4	Danny Villanueva vs. Cleveland	Nov. 24, 1966
Opp.	4	Ed Khayat, Washington	Oct. 9, 1960
		Tommy Davis, San Francisco	Nov. 20, 1960
		Sam Baker, Philadelphia	Dec. 5, 1965

MOST FIELD GOALS ATTEMPTED

Cowboys	5	Dick Van Raaphorst vs. New York	Oct. 11, 1964
		Dick Van Raaphorst vs. Washington	Nov. 22, 1964
Opp.	7	Sam Baker, Philadelphia	December 4, 1965

LONGEST FIELD GOAL

Cowboys	53	Sam Baker vs. New York	Nov. 11, 1962
		Sam Baker vs. Pittsburgh	December 8, 1963
Opp.	53	Don Chandler, New York	December 1, 1963

COWBOYS DEFENSE

Most unassisted tackles.....	12	— Lee Roy Jordan vs. St. Louis	Oct. 16, 1966
Most assisted tackles.....	15	— Jerry Tubbs vs. Chicago	Nov. 27, 1960
Most tackles, combined.....	20	— Lee Roy Jordan vs. St. Louis	Oct. 16, 1966
Most yds. gn. ret. int.....	121	— Mike Gaechter vs. Washington (two)	Nov. 3, 1963
Longest ret. of int. pass.....	100	— Mike Gaechter vs. Phila.	Oct. 14, 1962
Most Kickoff returns.....	8	— Mel Renfro vs. Green Bay	Nov. 29, 1964
Most yds. KO rets.....	168	— Mel Renfro vs. Washington (4 returns)	Nov. 22, 1964
Longest KO ret.....	101	— Amos Marsh vs. Philadelphia	Oct. 14, 1962
Most Punt returns.....	5	— Mel Renfro vs. Washington	Nov. 13, 1966
Longest Punt Return.....	69	— Mel Renfro vs. Green Bay	Nov. 29, 1964
Most yds. punt returns.....	117	— Mel Renfro vs. Green Bay (4 returns)	Nov. 29, 1964

MISCELLANEOUS INDIVIDUAL RECORDS

Most Consecutive Passes Completed	— Don Meredith, 10 vs. Philadelphia, Nov. 17, 1963.
Most Consecutive Passes Without an Interception	— Don Meredith, 166; (vs. Phil. Dec. 5, 1965, ended vs. St. Louis, Oct. 16, 1966).
Most Consecutive Games to Rush for TD	— Dan Reeves, 4 in 1966.
Most Consecutive Games at Least One Pass Catch	— Bill Howton, 34 (final game of 1960 season, every game in 1961 and 1962, first five games of 1963 season).
Most Consecutive Games to Catch TD Passes	— Frank Clarke, 7 (final game of 1961 season, first six games in '62); Bob Hayes, 7 (final three games of 1965 season, first four games in 1966).
Most Consecutive Games Kick FG	— Danny Villanueva, 8 in 1966.
Most Consecutive Games Intercept Pass	— Don Bishop, 5 in 1961.
Most Consecutive PATs	— Sam Baker, 55; Danny Villanueva, 79 (last 23 attempts in 1965, all 56 attempts in 1966).

MISCELLANEOUS TEAM RECORDS

Most Consecutive Games without Losing Fumble	— 2 in 1962; 2 in 1964 and 2 in 1966.
Most Consecutive Games Intercept Pass	— 28 (every game in '62 and '63).
Most Consecutive PATs	— 111 ('60, '61, '62, '63).
PAT record	— 21 of 23 in '60 — last 17 straight. 29 of 29 in '61. 50 of 51 in '62 — first 33, last 17. 38 of 40 in '63 — first 32. 28 of 30 in '64 — last 23. 37 of 38 in '65 56 of 56 in '66.
Club All-Time PAT Percentage	— 97.0 on 259 of 267.

COWBOYS' LONGEST PLAYS

LONG RUNS FROM SCRIMMAGE

- 73 — Amos Bullocks vs. Chicago, Nov. 18, 1962 (TD).
- 71 — Amos Marsh vs. New York, Oct. 15, 1961.
- 70 — Amos Marsh vs. Washington, Nov. 4, 1962.
- 68 — Les Shy vs. Philadelphia, Oct. 9, 1966.
- 67 — Dan Reeves vs. Washington, Dec. 11, 1966 (TD).
- 64 — Jim Stiger vs. Washington, Nov. 22, 1964.
- 59 — Don Perkins vs. Pittsburgh, Sept. 27, 1964.
- 53 — Don Perkins vs. St. Louis, Sept. 12, 1964.
- 47 — Don Perkins vs. Minnesota, Sept. 24, 1961.
- 45 — Dan Reeves vs. St. Louis, Dec. 4, 1966 (TD).

LONG FORWARD PASSES

- 95 — Don Meredith to Bob Hayes vs. Washington, Nov. 13, 1966 (TD).
- 85 — Eddie LeBaron to Amos Marsh vs. Los Angeles, Sept. 30, 1962 (TD).
- 84 — Don Meredith to Pete Gent vs. Pittsburgh, Oct. 30, 1966 (TD).
- 82 — Jerry Rhome to Bob Hayes vs. Philadelphia, Oct. 10, 1965 (TD).
- 80 — Eddie LeBaron to Frank Clarke vs. Washington, Dec. 17, 1961 (TD).
- 76 — Eddie LeBaron to Frank Clarke vs. San Francisco, Nov. 20, 1960 (TD).
- 76 — Eddie LeBaron to Jim Doran vs. Pittsburgh, Sept. 24, 1960 (TD).
- 75 — Eddie LeBaron to Frank Clarke vs. New York, Oct. 20, 1963 (TD).
- 75 — Eddie LeBaron to Frank Clarke vs. Philadelphia, Sept. 30, 1960 (TD).
- 74 — Don Meredith to Bob Hayes vs. New York, Sept. 18, 1966 (TD).

LONG PUNTS

- 75 — Billy Lothridge vs. New York, Oct. 11, 1964.
- 75 — Sam Baker vs. Los Angeles, Sept. 30, 1962.
- 71 — Billy Lothridge vs. St. Louis, Sept. 12, 1964.
- 71 — Sam Baker vs. New York, Dec. 16, 1962.
- 67 — Dave Sherer vs. St. Louis, Oct. 23, 1960.

LONG PUNT RETURNS

- 69 — Mel Renfro vs. Green Bay, Nov. 29, 1964 (TD).
- 51 — Mel Renfro vs. Cleveland, Oct. 4, 1964.
- 47 — Bob Hayes vs. Philadelphia, Oct. 10, 1965.
- 45 — Jim Stiger vs. Pittsburgh, Oct. 27, 1963.
- 38 — Mel Renfro vs. Cleveland, Nov. 24, 1966.
- 36 — Bob Hayes vs. Cleveland, Oct. 17, 1965.
- 35 — Mel Renfro vs. Cleveland, Nov. 21, 1965.
- 32 — Mel Renfro vs. Washington, Sept. 20, 1964.
- 30 — Chuck Howley vs. St. Louis, Dec. 4, 1966.
- 28 — Mel Renfro vs. New York, Dec. 18, 1966.
- 27 — Mel Renfro vs. Chicago, Nov. 1, 1964.

LONG KICKOFF RETURNS

- 101 — Amos Marsh vs. Philadelphia, Oct. 14, 1962 (TD).
- 100 — Mel Renfro vs. San Francisco, Nov. 7, 1965 (TD).
- 87 — Mel Renfro vs. Pittsburgh, Oct. 30, 1966 (TD).
- 79 — Amos Marsh vs. Washington, Nov. 19, 1961.
- 66 — Jim Stiger vs. Cleveland, Nov. 24, 1963.
- 65 — Mel Renfro vs. Washington, Nov. 22, 1964.

LONG INTERCEPTION RETURNS

- 100 — Mike Gaechter vs. Philadelphia, Oct. 14, 1962 (TD).
- 90 — Mel Renfro vs. St. Louis, Oct. 4, 1965 (TD).
- 86 — Mike Gaechter vs. Washington, Nov. 3, 1963.
- 74 — Jim Ridlon vs. New York, Nov. 8, 1964 (TD).
- 57 — Don Bishop vs. Pittsburgh, Nov. 12, 1961.

LONG FUMBLE RETURNS

- 97 — Chuck Howley vs. Atlanta, Oct. 2, 1966 (TD).
- 84 — Don Bishop vs. St. Louis, Oct. 28, 1962 (TD).
- 63 — Jim Ridlon vs. Philadelphia, Dec. 6, 1964 (TD).
- 58 — Chuck Howley vs. San Francisco, Nov. 7, 1965.
- 42 — Bob Lilly vs. St. Louis, Dec. 15, 1963 (TD).
- 28 — Lee Roy Jordan vs. Washington, Dec. 11, 1966.
- 20 — Cornell Green vs. Cleveland, Nov. 24, 1963 (TD).

LONG RETURNS OF FIELD-GOAL ATTEMPTS

- 94 — Jerry Norton vs. St. Louis, Dec. 9, 1962 (TD).
- 60 — Mike Gaechter vs. Washington, Nov. 28, 1965 (TD).
- 60 — Obert Logan vs. New York, Dec. 19, 1965 (TD).

COWBOYS TOP DAYS

RUSHING

- 137 — Don Perkins vs. Giants, Oct. 11, 1964 (17 carries).
- 137 — Don Perkins vs. Cardinals, Oct. 28, 1962 (24 carries).
- 133 — Don Perkins vs. Packers, Oct. 24, 1965 (22 carries).
- 123 — Don Perkins vs. Browns, Dec. 3, 1961 (20 carries).
- 117 — Amos Marsh vs. Browns, Dec. 2, 1962 (17 carries).
- 111 — Don Perkins vs. Browns, Nov. 24, 1966 (23 carries).
- 109 — Amos Marsh vs. Redskins, Nov. 4, 1962 (10 carries).

PASSING

- 460 — Don Meredith vs. 49ers, Nov. 10, 1963 (30 of 48).
- 406 — Don Meredith vs. Redskins, Nov. 13, 1966 (21 of 29).
- 394 — Don Meredith vs. Eagles, Nov. 6, 1966 (19 of 26).
- 358 — Don Meredith vs. Giants, Sept. 18, 1966 (14 of 24).
- 326 — Don Meredith vs. Cardinals, Dec. 11, 1965 (16 of 30).
- 345 — Eddie LeBaron vs. Steelers, Sept. 24, 1960 (15 of 28).
- 302 — Don Meredith vs. Eagles, Nov. 17, 1963 (25 of 33).
- 296 — Eddie LeBaron vs. Redskins, Oct. 9, 1960 (21 of 37).
- 296 — Don Meredith vs. Giants, Oct. 11, 1964 (21 of 41).
- 290 — Don Meredith vs. Steelers, Oct. 27, 1963 (18 of 29).
- 288 — Don Meredith vs. Browns, Oct. 23, 1966 (26 of 45).

RECEIVING

- 246 — Bob Hayes vs. Redskins, Nov. 13, 1966 (9 catches).
- 241 — Frank Clarke vs. Redskins, Sept. 16, 1962 (10 catches).
- 195 — Bob Hayes vs. Giants, Sept. 18, 1966 (6 catches).
- 190 — Frank Clarke vs. 49ers, Nov. 10, 1963 (8 catches).
- 177 — Bob Hayes vs. Eagles, Oct. 10, 1965 (8 catches).
- 168 — Frank Clarke vs. Giants, Oct. 20, 1963 (4 catches).
- 159 — Frank Clarke vs. Redskins, Dec. 17, 1961 (4 catches).
- 154 — Jim Doran vs. Steelers, Sept. 24, 1960 (4 catches).
- 145 — Frank Clarke vs. Cardinals, Sept. 12, 1964 (10 catches).

COWBOYS ALL-TIME RESULTS LEAGUE PLAY

* — Designates Home Games

1960

Tom Landry, Head Coach

L	*28	Pittsburgh (30,000)	35
L	*25	Philadelphia (18,500)	27
L	14	Washington (21,142)	26
L	* 7	Cleveland (28,500)	48
L	10	St. Louis (23,128)	12
L	* 7	Baltimore (25,500)	45
L	*13	Los Angeles (16,000)	38
L	7	Green Bay (32,294)	41
L	*14	San Francisco (10,000)	26
L	7	Chicago (39,951)	17
T	31	New York (55,033)	31
L	14	Detroit (43,272)	23
177		W-0, L-11, T-1	369

1961

Tom Landry, Head Coach

W	*27	Pittsburgh (23,500)	24
W	*21	Minnesota (20,500)	7
L	7	Cleveland (43,638)	25
W	28	Minnesota (33,070)	0
L	*10	New York (41,500)	31
L	* 7	Philadelphia (25,000)	43
W	17	New York (60,254)	16
L	*17	St. Louis (20,500)	31
L	7	Pittsburgh (17,519)	37
T	*28	Washington (17,500)	28
L	13	Philadelphia (60,127)	35
L	*17	Cleveland (23,500)	38
L	13	St. Louis (15,384)	31
L	24	Washington (21,451)	34
236		W-4, L-9, T-1	380

1962

Tom Landry, Head Coach

T	*35	Washington (15,730)	35
L	*28	Pittsburgh (19,478)	30
W	27	Los Angeles (26,907)	17
L	10	Cleveland (44,040)	19
W	*41	Philadelphia (18,645)	19
W	42	Pittsburgh (23,106)	27
L	*24	St. Louis (16,027)	28

W	38	Washington (49,888)	10
L	*10	New York (45,668)	41
L	*33	Chicago (12,692)	34
L	14	Philadelphia (58,070)	28
W	*45	Cleveland (24,226)	21
L	20	St. Louis (14,102)	52
L	31	New York (62,694)	41
398		W-5, L-8, T-1	402

1963

Tom Landry, Head Coach

L	* 7	St. Louis (36,432)	34
L	*24	Cleveland (28,710)	41
L	17	Washington (40,101)	21
L	21	Philadelphia (60,671)	24
W	*17	Detroit (27,264)	14
L	21	New York (62,889)	37
L	21	Pittsburgh (19,047)	27
W	*35	Washington (18,838)	20
L	24	San Francisco (29,563)	31
W	*27	Philadelphia (23,694)	20
L	17	Cleveland (55,096)	27
L	*27	New York (29,653)	34
L	*19	Pittsburgh (24,136)	24
W	28	St. Louis (12,695)	24
305		W-4, L-10	378

1964

Tom Landry, Head Coach

L	* 6	St. Louis (36,605)	16
W	*24	Washington (25,158)	18
L	17	Pittsburgh (35,594)	23
L	6	Cleveland (72,062)	27
T	*13	New York (33,324)	13
L	*16	Cleveland (37,456)	20
W	31	St. Louis (28,253)	13
W	24	Chicago (47,527)	10
W	31	New York (63,031)	21
L	*14	Philadelphia (55,972)	17
L	16	Washington (49,219)	28
L	*21	Green Bay (44,975)	45
L	14	Philadelphia (60,671)	24
W	*17	Pittsburgh (35,271)	14
250		W-5, L-8, T-1	289

1965

Tom Landry, Head Coach

W *31	New York (59,366)	2
W *27	Washington (61,577)	7
L 13	St. Louis (32,034)	20
L *24	Philadelphia (56,249)	35
L 17	Cleveland (80,451)	23
L 3	Green Bay (48,311)	13
L 13	Pittsburgh (37,804)	22
W *39	San Francisco (39,677)	31
W *24	Pittsburgh (57,293)	17
L *17	Cleveland (76,251)	24
L 31	Washington (50,205)	34
W 21	Philadelphia (54,714)	19
W *27	St. Louis (38,499)	13
W 38	New York (62,871)	20
325	W-7, L-7	280

PLAY-OFF BOWL GAME (Miami)

L 3	Baltimore (65,569)	35
-----	--------------------	----

1966

Tom Landry, Head Coach

W *52	New York (60,010)	7
W *28	Minnesota (64,116)	17
W 47	Atlanta (56,990)	14
W *56	Philadelphia (69,372)	7
T 10	St. Louis (50,673)	10
L 21	Cleveland (84,721)	30
W *52	Pittsburgh (58,453)	21
L 23	Philadelphia (60,658)	24
W 31	Washington (50,927)	30
W 20	Pittsburgh (42,185)	7
W *26	Cleveland (80,259)	14
W *31	St. Louis (76,965)	17
L *31	Washington (64,198)	34
W 17	New York (62,735)	7
445	W-10, L-3, T-1	239

CHAMPIONSHIP GAME (Dallas)

L 27	Green Bay (75,504)	34
------	--------------------	----

All-Time Record (Does not include Playoff Bowl and Championship Game) — Won 35, Lost 56, Tied 5; Cowboys 2,136 points, Opponents 2,337 points.

COWBOYS ATTENDANCE RECORDS

TOTAL ATTENDANCE

Year	Home Games (No.)	Home Avg.	Percent Change	Road Games (No.)	Pre-Season Games (No.)	Post-Season Games (No.)	Grand Total
1960	— 128,500(6)	21,417	—	214,820(6)	120,284(6)	—	463,604
1961	— 172,000(7)	24,571	+14.3%	251,443(7)	97,584(5)	—	521,027
1962	— 152,446(7)	21,781	-11.4%	278,807(7)	178,683(5)	—	609,936
1963	— 188,727(7)	26,961	+23.8%	280,062(7)	214,290(5)	—	683,079
1964	— 268,661(7)	38,237	+41.8%	356,339(7)	207,751(5)	—	832,751
1965	— 388,912(7)	55,559	+45.3%	366,390(7)	199,395(5)	65,569	1,020,266
1966	— 473,373(7)	67,625	+21.7%	408,889(7)	238,186(5)	75,504	1,195,952

LARGEST CROWDS

Home

80,259 — Dallas 26, Cleveland 14; Nov. 24, 1966.

76,965 — Dallas 31, St. Louis 17; Dec. 4, 1966.

Away

84,721 — Cleveland 30, Dallas 21; Oct. 23, 1966.

80,451 — Cleveland 23, Dallas 17; Oct. 17, 1965.

SMALLEST CROWDS

Home

*10,000 — San Francisco 26, Dallas 14; Nov. 20, 1960.

12,692 — Chicago 34, Dallas 33; Nov. 18, 1962.

Away

12,695 — Dallas 28, St. Louis 24; Dec. 15, 1963.

14,102 — St. Louis 52, Dallas 20; Dec. 9, 1962.

*Estimated; no turnstiles in Cotton Bowl in 1960 and 1961.

Cowboys All-Time Pre-Season Results

1960 (1-5-0)

- L 10-16—49ers @ Seattle (22,000)
- L 13-20—Cards @ San Antonio (14,000)
- L 10-14—Baltimore @ Dallas (40,000)
- W 14- 3—New York @ Louisville (10,663)
- L 14-49—Los Angeles @ Pendleton, Oregon (13,500)
- L 23-28—Green Bay @ Minneapolis (20,121)

1961 (2-3-0)

- W 38-13—Minnesota @ S. Falls, South Dakota (4,954)
- L 7-30—Green Bay @ Dallas (30,000)
- L 10-28—New York @ Albuquerque, New Mexico (21,500)
- W 35-24—Baltimore @ Norman, Oklahoma (19,000)
- L 10-24—San Francisco 49ers @ Sacramento, Calif. (22,130)

1962 (0-5-0)

- L 7-31—Green Bay @ Dallas (54,500)
- L 24-35—Detroit @ Cleveland (77,683)
- L 10-24—Baltimore @ Roanoke, Virginia (14,000)
- L 7-26—San Francisco 49ers @ Sacramento, Calif. (20,000)
- L 26-45—Minnesota @ Atlanta (12,500)

1963 (3-2-0)

- W 17-14—Los Angeles @ Los Angeles (70,675)
- L 10-31—Green Bay @ Dallas (53,121)
- L 17-20—Los Angeles @ Portland, Oregon (29,349)
- W 37-24—San Francisco 49ers @ Bakersfield, Calif. (9,927)
- W 27-17—Detroit @ New Orleans (51,218)

1964 (1-4-0)

- L 6-17—Los Angeles @ Los Angeles (57,450)
- W 34-23—San Francisco 49ers @ Portland, Oregon (24,679)
- L 16-25—Los Angeles @ Portland, Oregon (30,565)
- L 3-35—Green Bay @ Dallas (60,057)
- L 6-21—Chicago @ New Orleans (35,000)

1965 (2-3-0)

- L 0-9—Los Angeles @ Los Angeles (31,579)
- L 7-27—San Francisco @ Portland, Oregon (24,837)
- W 21-12—Green Bay @ Dallas (67,954)
- L 17-57—Minnesota @ Birmingham (41,500)
- W 34-21—Chicago @ Tulsa (33,525)

1966 (5-0-0)

- W 24-13—San Francisco @ San Francisco (28,899)
- W 20-10—Los Angeles @ Los Angeles (44,217)
- W 21- 3—Green Bay @ Dallas (75, 504)
- W 20-10—Detroit @ Tulsa (31,250)
- W 28-24—Minnesota @ Dallas (58,316)

Cowboys' Honors

COLLEGE ALL-STAR GAME

- 1960—Don Meredith, QB, SMU; Don Perkins, OHB, New Mexico.
1961—Glynn Gregory, OE, SMU; Robert Lilly, DT, TCU.
1963—Sonny Gibbs, QB, TCU; Lee Roy Jordan, LB, Alabama.
1964—Mel Renfro, DHB, Oregon; Perry Lee Dunn, DHB, Mississippi.
1965—Bob Hayes, OHB, Florida A&M; Craig Morton, QB, California; Ralph Neely, OT, Oklahoma; Malcolm Walker, C, Rice; Russell Wayt, LB, Rice.
1966—Walt Garrison, HB, Oklahoma State; John Niland, G, Iowa.
1967—Phil Clark, DB, Northwestern; Curtis Marker, G, Northern Michigan.

PRO BOWL

- 1961—Jim Doran, OE.
1962—Dick Bielski, OE; Don Perkins, OHB.
1963—Don Bishop, DHB; Eddie LeBaron, QB; Robert Lilly, DE; Don Perkins, OHB; Jerry Tubbs, LB.
1964—Sam Baker, Kicker; Lee Folkins, OE; Don Perkins, OHB.
1965—Robert Lilly, DT; Mel Renfro, DHB.
1966—Cornell Green, DB; Mel Renfro, DB; Chuck Howley, LB; George Andrie, DE; Bob Lilly, DT; Bob Hayes, OE.
1967—George Andrie, DE; Cornell Green, DB; Bob Hayes, OE; Chuck Howley, LB; Bob Lilly, DT; Dave Manders, C; Don Meredith, QB; Don Perkins, RB; Mel Renfro, DB.

ALL PRO

- 1962—Don Perkins, OHB (AP, NEA); Jerry Tubbs, LB (Sporting News).
1963—Chuck Howley, LB (Sporting News).
1964—Frank Clarke, OE (AP); Robert Lilly, DT (AP, UPI, NEA); Jim Ridlon, DHB (Sporting News).
1965—Bob Lilly, DT (AP, UPI, NEA, Spt. News); Mel Renfro, DB (NEA, Spt. News); Bob Hayes, OE (Spt. News).
1966—Bob Hayes, OE (AP, UPI, NEA, Spt. News); Bob Lilly, DT (AP, UPI, NEA, Spt. News); Chuck Howley, LB (AP, UPI, NEA); Cornell Green, DB (AP, NEA, Spt. News); Dan Reeves, OHB (Spt. News); Ralph Neely, OT, (Spt. News); Lee Roy Jordan, LB (Spt. News).

ALL-ROOKIE

- 1961—Ken Frost, DT; Robert Lilly, DE; Warren Livingston, DHB; Amos Marsh, FB; Don Perkins, OHB.
1962—George Andrie, DE; Guy Reese, DT.
1963—Lee Roy Jordan, LB.
1964—Mel Renfro, DHB; Jake Kupp, G.
1965—Bob Hayes, OE; Ralph Neely, OT.
1966—Willie Townes, DE.

All-NFL Team 1966

(Selected by AP, NEA, UPI)

OFFENSE

*Bob Hayes, Dallas (AP, UPI)	Split End
Dave Parks, San Francisco (NEA).....	Split End
John Mackey, Baltimore (AP, NEA, UPI).....	Tight End
Bob Brown, Philadelphia (AP, NEA, UPI).....	Tackle
Forrest Gregg, Green Bay (AP, NEA, UPI).....	Tackle
Jerry Kramer, Green Bay (AP, UPI).....	Guard
John Thomas, San Francisco (AP, NEA).....	Guard
John Gordy, Detroit (UPI).....	Guard
Gene Hickerson, Cleveland (NEA).....	Guard
Mick Tingelhoff, Minnesota (AP, NEA, UPI).....	Center
Bart Starr, Green Bay (AP, NEA, UPI).....	Quarterback
Leroy Kelly, Cleveland (AP, NEA, UPI).....	Running Back
Gale Sayers, Chicago (AP, NEA, UPI).....	Running Back
Pat Studstill, Detroit (AP, UPI).....	Flanker
*Bob Hayes, Dallas (NEA)	Flanker

*Note Hayes selected at two positions.

DEFENSE

Willie Davis, Green Bay (AP, NEA, UPI).....	End
Dave Jones, Los Angeles (AP, NEA, UPI).....	End
Bob Lilly, Dallas (AP, NEA, UPI)	Tackle
Merlin Olsen, Los Angeles (AP, NEA, UPI).....	Tackle
Ray Nitschke, Green Bay (AP, NEA, UPI).....	Middle LB
Chuck Howley, Dallas (AP, NEA, UPI)	Outside LB
Lee Roy Caffey, Green Bay (AP, UPI).....	Outside LB
Maxie Baughan, Los Angeles (NEA).....	Outside LB
Herb Adderley, Green Bay (AP, NEA, UPI).....	Halfback
Cornell Green, Dallas (AP, NEA)	Halfback
Bob Boyd, Baltimore (UPI).....	Halfback
Larry Wilson, St. Louis (AP, NEA, UPI).....	Safety
Willie Wood, Green Bay (AP, NEA, UPI).....	Safety

1966 League Leaders

RUSHING

Player, Team—	Att.	Yds.	Avg.	Long	TDs
Gale Sayers, Chicago.....	229	1,231	5.4	58	8
Leroy Kelly, Cleveland.....	209	1,141	5.5	70	15
Dick Bass, Los Angeles.....	248	1,090	4.4	50	8
Bill Brown, Minnesota.....	251	829	3.3	33	6
Ken Willard, San Francisco.....	191	763	4.0	49	5
Dan Reeves, Dallas.....	175	757	4.3	67	8
Ernie Green, Cleveland.....	144	750	5.2	35	3
Don Perkins, Dallas.....	186	726	3.9	24	8
Junior Coffey, Atlanta.....	199	722	3.6	37	4
Jim Taylor, Green Bay.....	204	705	3.5	19	4

PASSING

Player, Team—	Att.	Comp.	Pct.	Yds.	TD	Int.
Bart Starr, Green Bay.....	251	156	62.2	2,257	14	3
Sonny Jurgensen, Washington.....	436	254	58.3	3,209	28	19
Frank Ryan, Cleveland.....	382	200	52.4	2,974	29	14
Don Meredith, Dallas.....	344	177	51.5	2,805	24	12
John Unitas, Baltimore.....	348	195	56.0	2,748	22	24
Fran Tarkenton, Minnesota.....	358	192	53.6	2,561	17	16
Roman Gabriel, Los Angeles.....	397	217	54.7	2,540	10	16
John Brodie, San Francisco.....	427	232	54.3	2,810	16	22
Charley Johnson, St. Louis.....	205	103	50.2	1,334	10	11
Milt Plum, Detroit.....	146	82	56.2	943	4	13

RECEIVING

Player, Team—	No.	Yds.	Avg. Gn.	Long	TD
Charley Taylor, Washington.....	72	1,119	15.5	86	12
Pat Studstill, Detroit.....	67	1,266	18.9	99	5
Dave Parks, San Francisco.....	66	974	14.8	65	5
Bob Hayes, Dallas.....	64	1,232	19.3	95	13
Tom Moore, Los Angeles.....	60	433	7.2	30	3
Bobby Mitchell, Washington.....	58	905	15.6	70	9
Gary Collins, Cleveland.....	56	946	16.9	54	12
Raymond Berry, Baltimore.....	56	786	14.0	40	7
Tommy McDonald, Los Angeles.....	55	714	13.0	62	2
Jerry Smith, Washington.....	54	686	12.7	35	6

SCORING

Player, Team—	TD	PAT	FG	Tot.
Bruce Gossett, Los Angeles.....	0	29	28	113
Danny Villanueva, Dallas.....	0	56	17	107
Charlie Gogolak, Washington.....	0	39	22	105
Lou Michaels, Baltimore.....	0	35	21	98
Mike Clark, Pittsburgh.....	0	34	21	97
Jim Bakken, St. Louis.....	0	27	23	96
Leroy Kelly, Cleveland.....	16	0	0	96
Dan Reeves, Dallas.....	16	0	0	96
Sam Baker, Philadelphia.....	0	38	18	92
Charley Taylor, Washington.....	15	0	0	90

PUNTING

Player, Team—	No.	Avg.	Had	
			Long	Blocked
David Lee, Baltimore	49	45.6	64	0
Jon Kilgore, Los Angeles	71	42.8	58	0
Pat Richter, Washington	68	42.4	60	0
Frank Lambert, Pittsburgh	78	42.1	63	0
Bobby Joe Green, Chicago	80	42.0	69	0
Tommy Davis, San Francisco	63	41.4	60	0
Sam Baker, Philadelphia	42	41.1	63	0
Pat Studstill, Detroit	72	41.1	66	0
Bobby Walden, Minnesota	60	41.1	70	0
Don Chandler, Green Bay	60	40.9	58	0

INTERCEPTIONS

Player, Team—	No.	Yds.	Avg.	Long	TD
Larry Wilson, St. Louis	10	180	18.0	91	2
Joe Scarpati, Philadelphia	8	182	22.8	32	0
Ross Fichtner, Cleveland	8	152	19.0	58	1
Clancy Williams, Los Angeles	8	97	12.1	32	1
Mike Howell, Cleveland	8	62	7.8	29	0
Brig Owens, Washington	7	165	23.6	60	1
Bob Boyd, Baltimore	6	114	19.0	37	1
Carl Lockhart, New York	6	20	3.3	14	0
Bob Jeter, Green Bay	5	142	28.4	75	2
Jim Shorter, Washington	5	123	24.6	54	0

PUNT RETURNS

Player, Team—	No.	Yds.	Avg.	Long	TD
Johnny Roland, St. Louis	20	221	11.1	86	1
Tommy Vaughn, Detroit	18	179	9.9	63	0
Alvin Haymond, Baltimore	40	347	8.7	64	0
Jim Stiger, Los Angeles	33	259	7.8	49	0
Carl Lockhart, New York	17	113	6.6	21	0
Kermit Alexander, San Francisco	30	198	6.6	44	1
Bob Hayes, Dallas	17	106	6.2	18	0
Rickie Harris, Washington	18	108	6.0	52	1
Mel Renfro, Dallas	21	123	5.9	38	0

KICKOFF RETURNS

Player, Team—	No.	Yds.	Avg.	Long	TD
Gale Sayers, Chicago	23	718	31.2	93	2
Roy Shivers, St. Louis	27	762	28.2	94	1
Timmy Brown, Philadelphia	20	562	28.1	93	2
Clarence Williams, Los Angeles	15	420	28.0	81	0
Dick Gordon, Chicago	19	521	27.4	94	0
Jim Butler, Pittsburgh	17	454	26.7	93	1
Kermit Alexander, San Francisco	37	984	26.6	56	0
Tommy Vaughn, Detroit	23	595	25.9	63	0
Mel Renfro, Dallas	19	487	25.6	87	1

LEAGUE LEADERS BY YEARS

SCORING

		TDs	PATs	FGs	Total
1932	Dutch Clark, Portsmouth	4	6	3	39
1933	Ken Strong, Giants	6	13	5	64
	Glenn Presnell, Portsmouth	6	10	6	64
1934	Jack Manders, Bears	3	31	10	79
1935	Dutch Clark, Lions	6	16	1	55
1936	Dutch Clark, Lions	7	19	4	73
1937	Jack Manders, Bears	5	15	8	69
1938	Clark Hinkle, Packers	7	7	3	58
1939	Andy Farkas, Redskins	11	2	0	68
1940	Don Hutson, Packers	7	15	0	57
1941	Don Hutson, Packers	12	20	0	95
1942	Don Hutson, Packers	17	33	1	138
1943	Don Hutson, Packers	12	36	3	117
1944	Don Hutson, Packers	9	31	0	85
1945	Steve Van Buren, Eagles	18	2	0	110
1946	Ted Fritsch, Packers	10	13	9	100
1947	Pat Harder, Cards	7	39	7	102
1948	Pat Harder, Cards	6	53	7	110
1949	Pat Harder, Cards	8	45	3	102
	Gene Roberts, Giants	17	0	0	102
1950	Doak Walker, Lions	11	38	8	128
1951	Elroy Hirsch, Rams	17	0	0	102
1952	Gordy Soltau, 49ers	7	34	6	94
1953	Gordy Soltau, 49ers	6	48	10	114
1954	Bob Walston, Eagles	11	36	4	114
1955	Doak Walker, Lions	7	27	9	96
1956	Bobby Layne, Lions	5	33	12	99
1957	Sam Baker, Redskins	1	29	14	77
	Lou Groza, Browns	0	32	15	77
1958	James Brown, Browns	18	0	0	108
1959	Paul Hornung, Packers	7	31	7	94
1960	Paul Hornung, Packers	15	41	15	*176
1961	Paul Hornung, Packers	10	41	15	146
1962	Jim Taylor, Packers	19	0	0	114
1963	Don Chandler, Giants	0	52	18	106
1964	Lenny Moore, Colts	20	0	0	120
1965	Gale Sayers, Bears	22	0	0	132
1966	Bruce Gossett, Rams	0	29	28	113

* League Record

PASSING

		Passes	Comp.	Yds.	TDs	Intcp.
1932	Arnie Herber, Packers	101	37	639	9	9
1933	Harry Newman, Giants	132	53	963	8	17
1934	Arnie Herber, Packers	115	42	799	8	12
1935	Ed Danowski, Giants	113	57	795	9	9
1936	Arnie Herber, Packers	173	77	1,239	9	13
1937	Sam Baugh, Redskins	171	81	1,127	7	14
1938	Ed Danowski, Giants	129	70	848	8	8
1939	Parker Hall, Rams	208	106	1,227	9	13
1940	Sam Baugh, Redskins	117	111	1,367	12	10

1941	Cecil Isbell, Packers	206	117	1,479	15	11
1942	Cecil Isbell, Packers	268	146	2,021	24	14
1943	Sam Baugh, Redskins	239	133	1,754	23	19
1944	Frank Filchock, Redskins	147	84	1,139	13	9
1945	Sam Baugh, Redskins	182	128	1,669	11	4
1946	Bob Waterfield, Rams	251	127	1,747	18	17
1947	Sam Baugh, Redskins	354	210	2,938	25	15
1948	Tommy Thompson, Eagles	246	141	1,965	25	11
1949	Sam Baugh, Redskins	255	145	1,903	18	14
1950	Norm Van Brocklin, Rams	233	127	2,061	18	14
1951	Bob Waterfield, Rams	176	88	1,566	13	10
1952	Norm Van Brocklin, Rams	205	113	1,736	14	17
1953	Otto Graham, Browns	258	167	2,722	11	9
1954	Norm Van Brocklin, Rams	260	139	2,637	13	21
1955	Otto Graham, Browns	185	98	1,721	15	8
1956	Ed Brown, Bears	168	96	1,667	11	12
1957	Tommy O'Connell, Browns	110	63	1,229	9	8
1958	Eddie LeBaron, Redskins	145	79	1,365	11	10
1959	John Unitas, Colts	367	193	2,899	32	14
1960	Milt Plum, Browns	250	151	2,297	21	5
1961	Milt Plum, Browns	302	177	2,416	18	10
1962	Bart Starr, Packers	285	178	2,438	12	9
1963	Y. A. Tittle, Giants	367	221	3,145	*36	14
1964	Bart Starr, Packers	272	163	2,144	15	4
1965	Rudy Bukich, Bears	312	176	2,641	20	9
1966	Bart Starr, Packers	251	156	2,257	14	3

* League Record

RECEIVING

		Caught	Yards	Avg. Gain	TDs
1932	Luke Johnsos, Bears	24	321	13.4	2
1933	John Kelley, Brooklyn	21	219	10.4	3
1934	Joe Carter, Eagles	16	237	14.8	3
1935	Tod Goodwin, Giants	26	432	16.6	4
1936	Don Hutson, Packers	34	526	15.5	9
1937	Don Hutson, Packers	41	552	13.5	7
1938	Gaynell Tinsley, Cards	41	516	12.6	1
1939	Don Hutson, Packers	34	846	24.9	6
1940	Don Looney, Eagles	58	707	12.2	4
1941	Don Hutson, Packers	58	738	12.7	10
1942	Don Hutson, Packers	74	1,211	16.4	*17
1943	Don Hutson, Packers	46	776	16.5	11
1944	Don Hutson, Packers	58	866	14.6	9
1945	Don Hutson, Packers	47	834	17.1	9
1946	Jim Benton, Rams	63	981	15.5	6
1947	Jim Kearne, Bears	64	910	14.2	10
1948	Tom Fears, Rams	51	698	13.7	4
1949	Tom Fears, Rams	77	1,013	13.2	9
1950	Tom Fears, Rams	84	1,116	13.3	7
1951	Elroy Hirsch, Rams	66	*1,495	22.7	*17
1952	Mac Speedie, Browns	62	911	14.7	5
1953	Pete Pihos, Eagles	63	1,049	16.7	10
1954	Pete Pihos, Eagles	60	872	14.5	10
	Billy Wilson, 49ers	60	830	13.8	5
1955	Pete Pihos, Eagles	62	864	13.9	7
1956	Billy Wilson, 49ers	60	889	14.8	5
1957	Billy Wilson, 49ers	52	757	14.6	6
1958	Raymond Berry, Colts	56	794	14.2	9
	Pete Retzlaff, Eagles	56	766	13.7	2
1959	Raymond Berry, Colts	66	959	14.5	14
1960	Raymond Berry, Colts	74	1,298	17.5	10
1961	Jim Phillips, Rams	78	1,092	14.0	5
1962	Bobby Mitchell, Redskins	72	1,384	19.2	11
1963	Bobby Joe Conrad, Cardinals	73	967	13.2	10
1964	Johnny Morris, Bears	*93	1,200	12.9	10
1965	David Parks, 49ers	80	1,344	16.8	12
1966	Charley Taylor, Redskins	72	1,119	15.5	12

* League Record

RUSHING

		Yds.	Attempts	Avg.	TDs
1932	Bob Campiglio, Stapleton	504	104	4.8
1933	Cliff Battles, Redskins	737	146	5.1
1934	Beattie Feathers, Bears	1,004	101	9.9
1935	Doug Russell, Cards	499	140	3.6
1936	Tuffy Leemans, Giants	830	206	4.0
1937	Cliff Battles, Redskins	874	216	4.1
1938	Whizzer White, Steelers	567	152	3.7	4
1939	Bill Osmanski, Bears	699	121	5.8	7
1940	Whizzer White, Lions	514	146	3.5	5
1941	Clarence Manders, Brooklyn	486	111	4.4	7
1942	Bill Dudley, Steelers	696	162	4.3	5
1943	Bill Paschal, Giants	572	147	3.9	10
1944	Bill Paschal, Giants	737	196	3.8	9
1945	Steve Van Buren, Eagles	832	143	5.8	15
1946	Bill Dudley, Steelers	604	146	4.1	3
1947	Steve Van Buren, Eagles	1,008	217	4.6	14
1948	Steve Van Buren, Eagles	945	201	4.7	10
1949	Steve Van Buren, Eagles	1,146	263	4.4	11
1950	Marion Motley, Browns	810	140	5.8	3
1951	Eddie Price, Giants	971	271	3.6	7
1952	Dan Towler, Rams	894	156	5.7	10
1953	Joe Perry, 49ers	1,018	192	5.3	10
1954	Joe Perry, 49ers	1,049	173	6.1	8
1955	Alan Ameche, Colts	961	213	4.5	9
1956	Rick Casares, Bears	1,126	234	4.8	12
1957	James Brown, Browns	942	202	4.7	9
1958	James Brown, Browns	1,527	257	5.9	17
1959	James Brown, Browns	1,329	290	4.6	14
1960	James Brown, Browns	1,257	215	5.8	9
1961	James Brown, Browns	1,408	*305	4.6	8
1962	Jim Taylor, Packers	1,474	272	5.4	*19
1963	James Brown, Browns	1,863	291	6.4	12
1964	James Brown, Browns	1,446	280	5.2	7
1965	James Brown, Browns	1,544	289	5.3	17
1966	Gale Sayers, Bears	1,231	229	5.4	8

* League Record

FIELD GOALS

1933	Jack Manders, Bears	6	1948	Cliff Patton, Eagles	8
	Glenn Presnell, Portsmouth	6	1949	Cliff Patton, Eagles	9
1934	Jack Manders, Bears	10		Bob Waterfield, Rams	9
1935	Armand Niccolai, Steelers	6	1950	Lou Groza, Browns	13
	Bill Smith, Cardinals	6	1951	Bob Waterfield, Rams	13
1936	Jack Manders, Bears	7	1952	Lou Groza, Browns	19
	Armand Niccolai, Steelers	7	1953	Lou Groza, Browns	23
1937	Jack Manders, Bears	8	1954	Lou Groza, Browns	16
1938	Ward Cuff, Giants	5	1955	Fred Cone, Packers	16
	Ralph Kercheval, Brooklyn	5	1956	Sam Baker, Redskins	17
1939	Ward Cuff, Giants	7	1957	Lou Groza, Browns	15
1940	Clark Hinkle, Packers	9	1958	Paige Cothren, Rams	14
1941	Clark Hinkle, Packers	6		Tom Miner, Steelers	14
1942	Bill Daddio, Cardinals	5	1959	Pat Summerall, Giants	20
1943	Don Hutson, Packers	3	1960	Tommy Davis, 49ers	19
1944	Ken Strong, Giants	6	1961	Steve Myhra, Colts	21
1945	Joe Aguirre, Redskins	7	1962	Lou Michaels, Steelers	*26
1946	Ted Fritsch, Packers	9	1963	Jim Martin, Colts	24
1947	Pat Harder, Cardinals	7	1964	Jim Bakken, St. Louis	25
			1965	Fred Cox, Vikings	23
			1966	Bruce Gossett, Rams	28

* League Record

INTERCEPTIONS

		No.	Yards	Longest
1941	Marshall Goldberg, Cardinals	7	54	16
1942	Bulldog Turner, Bears	8	96	42
1943	Sam Baugh, Redskins	11	112	23
1944	Howie Livingston, Giants	9	172	40
1945	Roy Zimmerman, Eagles	7	90	23
1946	Bill Dudley, Steelers	10	242	80
1947	Frank Reagan, Giants	10	203	71
1948	Dan Sandifer, Redskins	13	258	54
1949	Bob Nussbaumer, Cardinals	12	157	68
1950	Orban Sanders, Yanks	13	199	29
1951	Otto Schnellbacher, Giants	11	194	46
1952	Dick Lane, Rams	*14	*298	80
1953	Jack Christiansen, Lions	12	238	92
1954	Dick Lane, Cardinals	10	181	64
1955	Willard Sherman, Rams	11	101	36
1956	Lindon Crow, Cardinals	11	170	42
	Milt Davis, Colts	10	219	75
1957	Jack Christiansen, Lions	10	137	52
	Jack Butler, Steelers	10	85	20
1958	Jim Patton, Giants	11	183	42
	Dean Derby, Steelers	7	127	24
1959	Milt Davis, Colts	7	119	57
	Don Shinnick, Colts	7	70	23
1960	Dave Baker, 49ers	10	96	28
	Jerry Norton, Cardinals	10	96	26
1961	Dick Lynch, Giants	9	60	36
1962	Willie Wood, Packers	9	132	37
1963	Dick Lynch, Giants	9	251	82
	Roosevelt Taylor, Bears	9	172	46
1964	Paul Krause, Redskins	12	140	35
1965	Bobby Boyd, Colts	9	78	24
1966	Larry Wilson, Cardinals	10	180	91

* League Record

KICKOFF RETURNS

		No.	Yards	Avg.
1942	Marshall Goldberg, Cardinals	15	393	26.2
1943	Ken Heineman, Dodgers	16	442	27.6
1944	Bob Thurbon, Steelers	12	291	24.2
1945	Steve Van Buren, Eagles	13	373	28.7
1946	Abe Karnofsky, Yanks	21	599	28.5
1947	Eddie Saenz, Redskins	29	797	27.4
1948	Joe Scott, Giants	20	569	28.5
1949	Don Doll, Lions	21	536	25.5
1950	V. T. Smith, Rams	22	742	33.7
1951	Lynn Chandnois, Steelers	12	390	32.5
1952	Lynn Chandnois, Steelers	17	599	35.2
1953	Joe Arenas, 49ers	16	551	34.4
1954	Billy Reynolds, Browns	14	413	29.5
1955	Al Carmichael, Packers	14	418	29.9
1956	Tom Wilson, Rams	15	477	31.8
1957	Jon Arnett, Rams	18	504	28.0
1958	Ollie Matson, Cardinals	14	497	35.5
1959	Abe Woodson, 49ers	13	382	29.4
1960	Tom Moore, Packers	12	397	33.1
1961	Dick Bass, Rams	23	698	30.3
1962	Abe Woodson, 49ers	37	1,157	31.3
1963	Abe Woodson, 49ers	29	935	32.2
1964	Clarence Childs, Giants	34	987	29.0
1965	Tom Watkins, Lions	17	584	34.4
1966	Gale Sayers, Bears	23	718	31.2

CHAMPIONSHIP PLAYOFFS

- 1933—BEARS 23—Giants 21
1934—GIANTS 30—Bears 13
1935—LIONS 26—Giants 7
1936—PACKERS 21—Boston
Redskins 6
1937—WASH. REDSKINS 28—
Bears 21
1938—GIANTS 23—Packers 17
1939—PACKERS 27—Giants 0
1940—BEARS 73—Redskins 0
1941—BEARS 37—Giants 9
1942—REDSKINS 14—Bears 6
1943—BEARS 41—Redskins 21
1944—PACKERS 14—Giants 7
1945—CLEVELAND RAMS 15—
Redskins 14
1946—BEARS 24—Giants 14
1947—CARDS 28—Eagles 21
1948—EAGLES 7—Cards 0
1949—EAGLES 14—L. A. Rams 0
1950—BROWNS 30—Rams 28
1951—RAMS 24—Browns 17
1952—LIONS 17—Browns 7
1953—LIONS 17—Browns 16
1954—BROWNS 56—Lions 10
1955—BROWNS 38—Rams 14
1956—GIANTS 47—Bears 7
1957—LIONS 59—Browns 14
* 1958—COLTS 23—Giants 17
1959—COLTS 31—Giants 16
1960—EAGLES 17—Packers 13
1961—PACKERS 37—Giants 0
1962—PACKERS 16—Giants 7
1963—BEARS 14—Giants 10
1964—BROWNS 27—COLTS 0
1965—PACKERS 23, Browns 12
1966—PACKERS 34, Cowboys 27
* Sudden Death Playoff

PRO BOWL GAME RESULTS

- 1951—AMERICAN 28, National 27
1952—NATIONAL 39, American 13
1953—NATIONAL 27, American 7
1954—EASTERN 20, Western 9
1955—WESTERN 26, Eastern 19
1956—EASTERN 31, Western 30
1957—WESTERN 19, Eastern 10
1958—WESTERN 26, Eastern 7
1959—EASTERN 28, Western 21
1960—WESTERN 38, Eastern 21
1961—WESTERN 35, Eastern 31
1962—WESTERN 31, Eastern 30
1963—EASTERN 30, Western 20
1964—WESTERN 31, Eastern 17
1965—WESTERN 34, Eastern 14
1966—EASTERN 36, Western 7
1967—EASTERN 20, Western 10

ALL-STAR GAME RESULTS

- 1934—CHI. BEARS 0—All-Stars 0
1935—CHI. BEARS 5—All-Stars 0
1936—DETROIT 7—All-Stars 7
1937—ALL-STARS 6—Green Bay 0
1938—ALL-STARS 28—Wash. 16
1939—N. Y. GIANTS 9—All-Stars 0
1940—GREEN BAY 45—All-Stars 28
1941—CHI. BEARS 37—All-Stars 13
1942—CHI. BEARS 21—All-Stars 0
1943—ALL-STARS 27—Wash. 7
1944—CHI. BEARS 24—All-Stars 21
1945—GREEN BAY 19—All-Stars 7
1946—ALL-STARS 16—L. Angeles 0
1947—ALL-STARS 16—Chi Bears 0
1948—CHI. CARDS 28—All-Stars 0
1949—PHILA. 38—All-Stars 0
1950—ALL-STARS 17—Phila. 7
1951—CLEVELAND 33—All-Stars 0
1952—L. ANGELES 10—All-Stars 7
1953—DETROIT 24—All-Stars 10
1954—DETROIT 31—All-Stars 6
1955—ALL-STARS 30—Cleve. 27
1956—CLEVELAND 26—All-Stars 0
1957—GIANTS 22—All-Stars 12
1958—ALL-STARS 35—Lions 19
1959—COLTS 29—All-Stars 0
1960—COLTS 33—All-Stars 7
1961—PHILA. 28—All-Stars 14
1962—PACKERS 42—All-Stars 20
1963—ALL-STARS 21—Packers 17
1964—CHICAGO 28—All-Stars 17
1965—CLEVELAND 24—All-Stars 16

PLAYOFF BOWL

- 1961—LIONS 17, Browns 16
1962—LIONS 38, Eagles 10
1963—LIONS 17, Steelers 10
1964—PACKERS 40, Browns 23
1965—CARDINALS 24, Packers 17
1966—COLTS 35, Cowboys 3
1967—COLTS 20, Eagles 14

NFL-AFL CHAMPIONSHIP GAME

- 1966—PACKERS 35, Chiefs 10

1966 N.F.L. STANDINGS

EASTERN CONFERENCE

WESTERN CONFERENCE

Team—	W	L	T	Pct.	Team—	W	L	T	Pct.
Dallas	10	3	1	.769	Green Bay	12	2	0	.857
Cleveland	9	5	0	.643	Baltimore	9	5	0	.643
Philadelphia	9	5	0	.643	Los Angeles	8	6	0	.571
St. Louis	8	5	1	.615	San Francisco	6	6	2	.500
Washington	7	7	0	.500	Chicago	5	7	2	.417
Pittsburgh	5	8	1	.385	Detroit	4	9	1	.308
Atlanta	3	11	0	.214	Minnesota	4	9	1	.308
New York	1	12	1	.077					

TEAM SUMMARY 1966 LEAGUE GAMES

ATLANTA (3-11)		BALTIMORE (9-5)		CHICAGO (5-7-2)		CLEVELAND (9-5)		DALLAS (10-3-1)	
14	*Los Angeles 19	3	Green Bay 24	3	Detroit 14	38	Washington 14	52	*New York 7
10	Philadelphia 23	38	Minnesota 24	17	Los Angeles 31	20	*Green Bay 21	28	*Minnesota 17
10	Detroit 28	36	*S. Fran. 14	13	Minnesota 10	28	*St. Louis 34	47	*Atlanta 14
14	*Dallas 47	17	Chicago 27	27	*Baltimore 17	28	New York 7	56	*Philadelphia 7
20	Washington 33	45	*Detroit 14	0	*Green Bay 17	41	*Pittsburgh 10	10	St. Louis 10
7	*S. Fran. 44	20	*Minnesota 17	17	*Los Angeles 10	30	*Dallas 21	21	Cleveland 30
3	Green Bay 56	17	Los Angeles 3	17	St. Louis 24	49	Atlanta 17	52	*Pittsburgh 21
17	*Cleveland 49	37	*Washington 10	10	*Detroit 10	6	Pittsburgh 16	23	Philadelphia 24
7	*Baltimore 19	19	Atlanta 7	30	*S. Fran. 30	27	*Philadelphia 7	31	Washington 30
27	New York 16	14	Detroit 20	6	Green Bay 13	14	*Washington 3	20	Pittsburgh 7
6	Chicago 23	7	*Los Angeles 23	23	Atlanta 6	14	Dallas 26	26	*Cleveland 14
20	Minnesota 13	21	*Chicago 16	16	Baltimore 21	49	*New York 40	31	*St. Louis 17
16	*St. Louis 10	10	*Green Bay 14	14	S. Fran. 41	21	Philadelphia 33	31	*Washington 34
33	*Pittsburgh 57	30	S. Fran. 14	41	*Minnesota 28	38	St. Louis 10	17	New York 7
204	437	314	226	434	272	403	259	445	239

DETROIT (4-9-1)		GREEN BAY (12-2)		LOS ANGELES (8-6)		MINNESOTA (4-9-1)		NEW YORK (11-12-1)	
14	*Chicago 3	24	*Baltimore 3	19	Atlanta 14	20	S. Fran. 20	34	Pittsburgh 34
3	Pittsburgh 17	21	Cleveland 20	31	*Chicago 17	23	*Baltimore 38	7	Dallas 52
28	*Atlanta 10	24	*Los Angeles 13	13	Green Bay 24	17	Dallas 28	17	Philadelphia 35
14	Green Bay 23	23	*Detroit 14	34	*S. Fran. 3	10	*Chicago 13	7	*Cleveland 28
7	*Los Angeles 14	20	S. Fran. 21	14	Detroit 7	35	*Los Angeles 7	19	St. Louis 24
14	Baltimore 45	17	Chicago 0	7	Minnesota 35	17	Baltimore 20	13	*Washington 10
24	*S. Fran. 27	56	*Atlanta 3	10	Chicago 17	28	*S. Fran. 3	3	*Philadelphia 31
7	*Green Bay 31	31	Detroit 7	3	*Baltimore 17	20	Green Bay 17	17	*St. Louis 20
10	Chicago 10	17	*Minnesota 20	13	S. Fran. 21	31	*Detroit 32	14	Los Angeles 55
32	Minnesota 31	13	*Chicago 6	55	*New York 14	6	Los Angeles 21	16	*Atlanta 27
20	*Baltimore 14	28	Minnesota 16	21	Minnesota 7	6	*Green Bay 28	41	Washington 72
14	*S. Fran. 41	20	*S. Fran. 7	23	Baltimore 7	13	*Atlanta 20	40	Cleveland 49
3	Los Angeles 23	14	Baltimore 10	23	*Detroit 3	28	Detroit 16	28	*Pittsburgh 47
16	*Minnesota 28	27	Los Angeles 23	23	*Green Bay 27	28	Chicago 41	7	*Dallas 17
206	317	335	163	289	212	292	304	263	501

PHILADELPHIA (9-5)		PITTSBURGH (5-8-1)		ST. LOUIS (8-5-1)		SAN FRANCISCO (6-6-2)		WASHINGTON (7-7)	
13	St. Louis 16	34	*New York 34	16	*Philadelphia 13	20	*Minnesota 20	14	*Cleveland 38
23	*Atlanta 10	17	*Detroit 33	23	*Washington 7	14	Baltimore 36	7	St. Louis 23
35	*New York 17	27	*Washington 33	34	Cleveland 28	3	Los Angeles 34	33	Pittsburgh 27
10	*St. Louis 41	10	Washington 24	41	Philadelphia 19	21	*Green Bay 20	24	*Pittsburgh 10
7	Dallas 56	10	Cleveland 41	24	*New York 19	44	Atlanta 7	33	Atlanta 20
31	Pittsburgh 14	14	*Philadelphia 31	10	*Dallas 10	27	*Detroit 24	10	New York 13
31	New York 3	21	Dallas 52	20	Washington 26	7	*Minnesota 28	26	*St. Louis 20
13	*Washington 27	16	Cleveland 6	24	*Chicago 17	21	*Los Angeles 13	27	Philadelphia 13
24	*Dallas 23	30	*St. Louis 9	20	New York 17	30	Chicago 30	10	Baltimore 37
7	Cleveland 27	7	*Dallas 20	9	Pittsburgh 30	34	*Philadelphia 35	30	*Dallas 31
35	*S. Fran. 34	3	St. Louis 6	6	*Pittsburgh 3	41	Detroit 14	3	Cleveland 14
27	*Pittsburgh 23	23	Philadelphia 27	17	Dallas 31	7	Green Bay 20	72	*New York 41
33	*Cleveland 21	47	New York 28	10	Atlanta 16	41	*Chicago 14	34	Dallas 31
37	Washington 28	57	Atlanta 33	10	*Cleveland 38	14	*Baltimore 30	28	*Philadelphia 37
326	340	316	347	264	265	320	325	351	355

*HOME GAME

NFL 1967 REGULAR SEASON SCHEDULE

(All times local, Daylight or Standard)

SUNDAY, SEPT. 17 (FIRST WEEK)

Atlanta at Baltimore	2:00
Chicago at Pittsburgh	1:30
Dallas at Cleveland	1:30
Detroit at Green Bay	1:00
Los Angeles at New Orleans	1:30
New York at St. Louis	1:00
San Francisco at Minnesota	1:30
Washington at Philadelphia	1:30

FRIDAY, SEPT. 22 (SECOND WEEK)

Minnesota at Los Angeles	8:00
--------------------------	------

SUNDAY, SEPT. 24

Atlanta at San Francisco	1:00
Baltimore at Philadelphia	1:30
Chicago at Green Bay	1:00
Cleveland at Detroit	1:30
New York at Dallas	1:30
St. Louis at Pittsburgh	1:30
Washington at New Orleans	1:30

SUNDAY, OCT. 1 (THIRD WEEK)

Atlanta vs. Green Bay at Milwaukee	1:00
Chicago at Minnesota	1:30
Cleveland at New Orleans	1:30
Detroit at St. Louis	1:00
Los Angeles at Dallas	1:30
New York at Washington	1:30
Pittsburgh at Philadelphia	1:30
San Francisco at Baltimore	2:00

SATURDAY, OCT. 7 (FOURTH WEEK)

Pittsburgh at Cleveland	8:00
-------------------------	------

SUNDAY, OCT. 8

Baltimore at Chicago	1:00
Dallas at Washington	1:30
Green Bay at Detroit	1:30
New Orleans at New York	1:30
Philadelphia at Atlanta	1:30
St. Louis at Minnesota	1:30
San Francisco at Los Angeles	1:00

SUNDAY, OCT. 15 (FIFTH WEEK)

Detroit at Chicago	1:00
Los Angeles at Baltimore	2:00
Minnesota vs. Green Bay at Milwaukee	1:00
New Orleans at Dallas	1:30
New York at Pittsburgh	1:30
St. Louis at Cleveland	1:30
San Francisco at Philadelphia	1:30
Washington at Atlanta	1:30

SUNDAY, OCT. 22 (SIXTH WEEK)

Atlanta at Detroit	1:30
Baltimore at Minnesota	1:30
Chicago at Cleveland	1:30
Dallas at Pittsburgh	1:30
Green Bay at New York	1:30
New Orleans at San Francisco	1:00
Philadelphia at St. Louis	1:00
Washington at Los Angeles	1:00

SUNDAY, OCT. 29 (SEVENTH WEEK)

Baltimore at Washington	1:30
Cleveland at New York	1:30
Dallas at Philadelphia	1:30
Detroit at San Francisco	1:00
Los Angeles at Chicago	1:00
Minnesota at Atlanta	1:30
Pittsburgh at New Orleans	1:30

MONDAY, OCT. 30

Green Bay at St. Louis	8:30
------------------------	------

SUNDAY, NOV. 5 (EIGHTH WEEK)

Atlanta at Dallas	1:30
Chicago at Detroit	1:30
Cleveland at Pittsburgh	1:30
Green Bay at Baltimore	2:00
Los Angeles at San Francisco	1:00
New York at Minnesota	3:00
Philadelphia at New Orleans	1:30
St. Louis at Washington	1:15

SUNDAY, NOV. 12 (NINTH WEEK)

Baltimore at Atlanta	1:30
Cleveland vs. Green Bay at Milwaukee	3:00
Dallas at New Orleans	1:30
Detroit at Minnesota	1:30
New York at Chicago	1:00
Philadelphia at Los Angeles	1:00
Pittsburgh at St. Louis	1:00
San Francisco at Washington	1:15

SUNDAY, NOV. 19 (TENTH WEEK)

Detroit at Baltimore	2:00
Los Angeles at Atlanta	1:30
Minnesota at Cleveland	1:30
New Orleans at Philadelphia	1:15
Pittsburgh at New York	1:30
St. Louis at Chicago	1:00
San Francisco at Green Bay	1:00
Washington at Dallas	3:00

THURSDAY, NOV. 23 (ELEVENTH WEEK)

(Thanksgiving)

Los Angeles at Detroit	12:15
St. Louis at Dallas	5:00

SUNDAY, NOV. 26

Atlanta at New Orleans	1:30
Baltimore at San Francisco	1:00
Green Bay at Chicago	1:00
Minnesota at Pittsburgh	1:30
Philadelphia at New York	1:30
Washington at Cleveland	1:30

SUNDAY, DEC. 3 (TWELFTH WEEK)

Atlanta at Los Angeles	1:00
Chicago at San Francisco	1:00
Dallas at Baltimore	2:00
Green Bay at Minnesota	1:30
New Orleans at St. Louis	1:00
New York at Cleveland	1:30
Philadelphia at Washington	1:15
Pittsburgh at Detroit	1:30

SATURDAY, DEC. 9 (THIRTEENTH WEEK)

Green Bay at Los Angeles	1:00
--------------------------	------

SUNDAY, DEC. 10

Cleveland at St. Louis	3:00
Detroit at New York	1:30
Minnesota at Chicago	1:00
New Orleans at Baltimore	2:00
Philadelphia at Dallas	1:00
San Francisco at Atlanta	1:30
Washington at Pittsburgh	1:30

SATURDAY, DEC. 16 (FOURTEENTH WEEK)

Dallas at San Francisco	1:00
-------------------------	------

SUNDAY, DEC. 17

Baltimore at Los Angeles	1:00
Chicago at Atlanta	1:30
Cleveland at Philadelphia	1:15
Minnesota at Detroit	1:30
New Orleans at Washington	1:15
Pittsburgh at Green Bay	1:00
St. Louis at New York	1:30

SATURDAY, DEC. 23

WESTERN CONFERENCE PLAYOFF (Coastal vs. Central) AT CENTRAL DIVISION CHAMPION.

SUNDAY, DEC. 24

EASTERN CONFERENCE PLAYOFF (Capitol vs. Century) AT CAPITOL DIVISION CHAMPION.

SUNDAY, DEC. 31

NFL CHAMPIONSHIP GAME IN HOME CITY OF WESTERN CONFERENCE CHAMPION.

SUNDAY, JAN. 14

NFL-AFL WORLD'S CHAMPIONSHIP GAME, MIAMI, FLA.